



**BARC**

**Thruxton Circuit**

**16th September 2006**



**Results Provided by MST Sports Timing Ltd**  
***www.msttiming.com***

# Caterham Graduate Championship - Graduate Class

## QUALIFYING - RACE 1

POS	NO	CL	DRIVER	NAT	CAR	TIME	LAPS	GAP	MPH
1	52		Graeme SMITH		Caterham	1:37.108	9		87.34
2	58		Graham SMITH		Caterham	1:37.276	9	0.168	87.19
3	88		Andy COOMBS		Caterham	1:37.635	8	0.527	86.87
4	53		Rob DRAPER		Caterham	1:37.655	9	0.547	86.85
5	64		Jonathan VAMPLEW		Caterham	1:38.768	9	1.660	85.87
6	55		Andrew SMITH		Caterham	1:38.818	9	1.710	85.83
7	59		Alan PEARCE		Caterham	1:39.462	9	2.354	85.27
8	61		Darren GRAINGER		Caterham	1:41.315	8	4.207	83.71
9	60		Kim RAYMENT		Caterham	1:41.573	9	4.465	83.50
10	56		Sheila MARSHALL		Caterham	1:42.163	9	5.055	83.02
11	57		Peter CANNARD		Caterham	1:42.694	9	5.586	82.59

Weather / Track : Cloudy / Dry

These results are provisional until the conclusion of any judicial and technical matters.

Thruxton

Circuit Length = 2.3560 miles.

Start: 09:00 End: 09:15

Clerk of Course

Timekeeper:

**Caterham Graduate Championship - Graduate Class  
QUALIFYING LAP ANALYSIS - RACE 1**

<b>52</b>	<b>Graeme SMITH</b>	Caterham
1 -	6:13.526	6 - 1:38.968
2 -	1:38.415	7 - 1:39.459
3 -	1:38.395	8 - 1:39.159
4 -	1:37.812	9 - <b>1:37.108</b>
5 -	1:38.637	
<b>53</b>	<b>Rob DRAPER</b>	Caterham
1 -	6:55.119	6 - 1:39.060
2 -	1:43.477	7 - 1:39.674
3 -	1:40.232	8 - 1:38.745
4 -	1:39.397	9 - <b>1:37.655</b>
5 -	1:39.122	
<b>55</b>	<b>Andrew SMITH</b>	Caterham
1 -	6:20.034	6 - 1:39.773
2 -	1:39.759	7 - 1:54.939
3 -	1:40.713	8 - <b>1:38.818</b>
4 -	1:41.119	9 - 1:45.749
5 -	1:40.309	
<b>56</b>	<b>Sheila MARSHALL</b>	Caterham
1 -	6:28.972	6 - 1:52.799
2 -	1:44.050	7 - 1:42.982
3 -	<b>1:42.163</b>	8 - 1:42.759
4 -	1:42.657	9 - 1:42.778
5 -	1:42.738	
<b>57</b>	<b>Peter CANNARD</b>	Caterham
1 -	6:22.571	6 - 1:45.649
2 -	1:45.754	7 - 1:45.816
3 -	1:44.961	8 - 1:45.399
4 -	1:46.300	9 - <b>1:42.694</b>
5 -	1:43.992	
<b>58</b>	<b>Graham SMITH</b>	Caterham
1 -	6:51.144	6 - 1:37.728
2 -	1:42.552	7 - 1:38.741
3 -	1:39.239	8 - 1:40.931
4 -	1:42.209	9 - <b>1:37.276</b>
5 -	1:38.570	
<b>59</b>	<b>Alan PEARCE</b>	Caterham
1 -	6:18.211	6 - 1:39.910
2 -	1:42.612	7 - 1:40.413
3 -	1:40.993	8 - 1:39.555
4 -	1:39.695	9 - <b>1:39.462</b>
5 -	1:41.367	


# Caterham Graduate Championship - Graduate Class

## QUALIFYING LAP ANALYSIS - RACE 1

(contd.)

<b>60</b>	<b>Kim RAYMENT</b>	Caterham
1 -	6:17.579	6 - 1:42.242
2 -	1:42.720	7 - 1:42.227
3 -	1:42.882	8 - 1:42.100
4 -	1:41.980	9 - <b>1:41.573</b>
5 -	1:41.778	
<b>61</b>	<b>Darren GRAINGER</b>	Caterham
1 -	7:59.296	6 - 1:42.518
2 -	1:44.759	7 - 1:42.468
3 -	1:41.598	8 - <b>1:41.315</b>
4 -	1:42.422	
5 -	1:41.779	
<b>64</b>	<b>Jonathan VAMPLEW</b>	Caterham
1 -	6:51.449	6 - <b>1:38.768</b>
2 -	1:40.606	7 - 1:39.627
3 -	1:40.820	8 - 1:38.799
4 -	1:39.838	9 - 1:39.281
5 -	1:39.612	
<b>88</b>	<b>Andy COOMBS</b>	Caterham
1 -	7:52.742	6 - 1:40.160
2 -	1:38.152	7 - 1:37.703
3 -	1:37.782	8 - 1:38.598
4 -	<b>1:37.635</b>	
5 -	1:39.138	

**Caterham Graduate Championship - Graduate Class**  
**GRID - RACE 1**

ROW 6	1:42.694	57	CANNARD	
ROW 5	1:41.573	60	RAYMENT	1:42.163 56 MARSHALL
ROW 4	1:39.462	59	PEARCE	1:41.315 61 GRAINGER
ROW 3	1:38.768	64	VAMPLEW	1:38.818 55 SMITH
ROW 2	1:37.635	88	COOMBS	1:37.655 53 DRAPER
ROW 1	1:37.108	52	SMITH	1:37.276 58 SMITH
<b>POLE</b>				
				

**Weather / Track : Cloudy / Dry**  
**These results are provisional until the conclusion of any judicial and technical matters.**

Thrupton  
 Circuit Length = 2.3560 miles.  
 Start: 09:00 End: 09:15

Clerk of Course		Timekeeper:
-----------------	--	-------------

# Pirelli Ferrari Open Series

## QUALIFYING - RACE 2

POS	NO	CL	DRIVER	NAT	CAR	TIME	LAPS	GAP	MPH
1	30	C	Mark I'ANSON		Ferrari 355 Challenge	1:27.141	10		97.33
2	43	C	Witt GAMSKI		Ferrari 355 Challenge	1:27.793	10	0.652	96.60
3	2	S	Alan COSBY		Ferrari F512M	1:30.554	5	3.413	93.66
4	5	S	Nicholas CHESTER		Ferrari 308 GTB	1:30.850	10	3.709	93.35
5	46	S	Tristan SIMPSON		Ferrari 328 GTB	1:31.449	10	4.308	92.74
6	31	C	Mike REEDER		Ferrari F355 Challenge	1:31.479	10	4.338	92.71
7	19	S	John TAYLOR		Ferrari 308 GT4 Dino	1:36.315	9	9.174	88.06
8	33	C	Charlie WHITE		Ferrari F355 Challenge	1:39.706	7	12.565	85.06

**Car 30 - Transponder not working - FIX or YOU WILL BE IGNORED IN THE RACE**

**Weather / Track : Cloudy / Dry**

**These results are provisional until the conclusion of any judicial and technical matters.**

Thruxton

Circuit Length = 2.3560 miles.

Start: 09:20 End: 09:35

Clerk of Course	Timekeeper:
-----------------	-------------

**Pirelli Ferrari Open Series  
QUALIFYING LAP ANALYSIS - RACE 2**

<b>2</b>	<b>Alan COSBY</b>	Ferrari F512M
1 -	5:01.446	
2 -	1:39.136	
3 -	1:36.598	
4 -	<b>1:30.554</b>	
5 -	1:31.072	
<b>5</b>	<b>Nicholas CHESTER</b>	Ferrari 308 GTB
1 -	5:00.710	6 - 1:40.932
2 -	1:42.896	7 - 1:32.051
3 -	1:38.601	8 - 1:32.745
4 -	1:38.896	9 - 1:31.965
5 -	1:34.765	10 - <b>1:30.850</b>
<b>19</b>	<b>John TAYLOR</b>	Ferrari 308 GT4 Dino
1 -	5:26.832	6 - 1:39.333
2 -	1:46.388	7 - 1:37.750
3 -	1:41.792	8 - <b>1:36.315</b>
4 -	1:39.445	9 - 1:37.547
5 -	1:40.066	
<b>30</b>	<b>Mark l'ANSON</b>	Ferrari 355 Challenge
1 -	5:12.451	6 - 1:29.605
2 -	1:40.332	7 - 1:28.382
3 -	1:32.787	8 - 1:27.850
4 -	1:33.347	9 - 1:27.480
5 -	1:33.695	10 - <b>1:27.141</b>
<b>31</b>	<b>Mike REEDER</b>	Ferrari F355 Challenge
1 -	4:56.027	6 - 1:34.868
2 -	1:43.928	7 - 1:34.687
3 -	1:41.233	8 - 1:33.741
4 -	1:37.137	9 - 1:32.187
5 -	1:36.735	10 - <b>1:31.479</b>
<b>33</b>	<b>Charlie WHITE</b>	Ferrari F355 Challenge
1 -	5:14.661	6 - 3:18.241P
2 -	2:38.734P	7 - 1:43.331
3 -	1:45.417	
4 -	1:42.578	
5 -	<b>1:39.706</b>	
<b>43</b>	<b>Witt GAMSKI</b>	Ferrari 355 Challenge
1 -	5:10.371	6 - 1:29.849
2 -	1:39.378	7 - 1:29.587
3 -	1:32.303	8 - 1:28.602
4 -	1:31.814	9 - <b>1:27.793</b>
5 -	1:28.656	10 - 1:28.605

**Car 30 - Transponder not working - FIX or YOU WILL BE IGNORED IN THE RACE**  
Weather / Track : Cloudy / Dry

Thruxton  
Circuit Length = 2.3560 miles.  
Start: 09:20 End: 09:35

**Pirelli Ferrari Open Series  
QUALIFYING LAP ANALYSIS - RACE 2**

(contd.)

<b>46</b>	<b>Tristan SIMPSON</b>	Ferrari 328 GTB
1 - 4:59.934	6 - 1:33.593	
2 - 1:43.050	7 - 1:33.517	
3 - 1:37.351	8 - 1:32.156	
4 - 1:34.473	9 - <b>1:31.449</b>	
5 - 1:32.972	10 - 1:31.780	

**Car 30 - Transponder not working - FIX or YOU WILL BE IGNORED IN THE RACE**  
Weather / Track : Cloudy / Dry

Thruxton  
Circuit Length = 2.3560 miles.  
Start: 09:20 End: 09:35

**Pirelli Ferrari Open Series  
GRID - RACE 2**

ROW 4	1:36.315 19 TAYLOR	1:39.706 33 WHITE
ROW 3	1:31.449 46 SIMPSON	1:31.479 31 REEDER
ROW 2	1:30.554 2 COSBY	1:30.850 5 CHESTER
ROW 1	1:27.141 30 L'ANSON	1:27.793 43 GAMSKI
<b>POLE</b>		

**Car 30 - Transponder not working - FIX or YOU WILL BE IGNORED IN THE RACE**

**Weather / Track : Cloudy / Dry**

**These results are provisional until the conclusion of any judicial and technical matters.**

Thruxton

Circuit Length = 2.3560 miles.

Start: 09:20 End: 09:35

Clerk of Course

Timekeeper:

# Lancaster Insurance MG Owners Club Championship

## QUALIFYING - RACE 3 - AMENDED

POS	NO	CL	DRIVER	NAT	CAR	TIME	LAPS	GAP	MPH
1	6	F	Ian EVANS		MG F	1:35.720	5		88.60
2	44	F	Martin WILLS		MG F	1:36.246	6	0.526	88.12
3	23	F	Paul j SAVAGE		MGF	1:37.495	6	1.775	86.99
4	77	F	Nick DUNN		MG F	1:37.523	6	1.803	86.97
5	36	F	Peter TOMLIN		MG F	1:37.669	6	1.949	86.84
6	1	A	Gary SMITH		MG Midget	1:38.559	6	2.839	86.05
7	16	A	Trevor DIXON		MGB GT	1:39.055	6	3.335	85.62
8	2	A	Jim BAYNAM		MGB Roadster	1:39.311	6	3.591	85.40
9	57	F	Robin WALKER		MG F	1:39.352	6	3.632	85.36
10	18	A	Malcolm HILL		MGB GT	1:39.487	6	3.767	85.25
11	28	A	Christopher POLLARD		MG Midget	1:40.581	6	4.861	84.32
12	3	F	Ian DEAVES		MG F	1:41.458	2	5.738	83.59
13	21	A	James SIMONS		MG B Roadster	1:41.734	6	6.014	83.37
14	26	A	Darren YOUNG		MG B	1:42.040	6	6.320	83.12
15	37	A	John KIMBER		MG B GT	1:42.198	6	6.478	82.99
16	25	A	Kevin BROADLEY		MGB GT	1:45.780	6	10.060	80.18
17	8	F	Paul WISBEY		MG F VVC	1:51.245	5	15.525	76.24
18	59	F	Paul NAISH		MG F	6:07.496	1	4:31.776	23.07

Car 57 - Fastest lap dis-allowed - C.5.4.9

Weather / Track : Cloudy / Dry

These results are provisional until the conclusion of any judicial and technical matters.

Thruxton

Circuit Length = 2.3560 miles.

Start: 09:42 End: 10:05

Clerk of Course	Timekeeper:
-----------------	-------------

# Lancaster Insurance MG Owners Club Championship

## QUALIFYING LAP ANALYSIS - RACE 3

<b>1</b>	<b>Gary SMITH</b>	MG Midget
	1 - 6:16.897    6 - <b>1:38.559</b>	
	2 - 1:40.788	
	3 - 1:39.343	
	4 - X:00.000	
	5 - 1:39.375	
<b>2</b>	<b>Jim BAYNAM</b>	MGB Roadster
	1 - 6:27.529    6 - 1:40.932	
	2 - 1:41.832	
	3 - <b>1:39.311</b>	
	4 - X:00.000	
	5 - 1:44.661	
<b>3</b>	<b>Ian DEAVES</b>	MG F
	1 - 6:24.883	
	2 - <b>1:41.458</b>	
<b>6</b>	<b>Ian EVANS</b>	MG F
	1 - 6:56.269	
	2 - 2:08.121	
	3 - X:00.000	
	4 - 1:38.776	
	5 - <b>1:35.720</b>	
<b>8</b>	<b>Paul WISBEY</b>	MG F VVC
	1 - 7:04.564	
	2 - 2:00.828	
	3 - X:00.000	
	4 - 1:55.551	
	5 - <b>1:51.245</b>	
<b>16</b>	<b>Trevor DIXON</b>	MGB GT
	1 - 6:42.175    6 - <b>1:39.055</b>	
	2 - 1:41.877	
	3 - 1:41.323	
	4 - X:00.000	
	5 - 1:42.915	
<b>18</b>	<b>Malcolm HILL</b>	MGB GT
	1 - 6:45.428    6 - <b>1:39.487</b>	
	2 - 1:44.928	
	3 - 1:42.106	
	4 - X:00.000	
	5 - 1:39.891	

# Lancaster Insurance MG Owners Club Championship

## QUALIFYING LAP ANALYSIS - RACE 3

(contd.)

<b>21</b>	<b>James SIMONS</b>	MG B Roadster
	1 - 6:31.112    6 - <b>1:41.734</b>	
	2 - 1:48.379	
	3 - 1:48.363	
	4 - X:00.000	
	5 - 1:42.824	
<b>23</b>	<b>Paul j SAVAGE</b>	MGF
	1 - 6:15.630    6 - 1:38.367	
	2 - 1:39.075	
	3 - <b>1:37.495</b>	
	4 - X:00.000	
	5 - 1:40.587	
<b>25</b>	<b>Kevin BROADLEY</b>	MGB GT
	1 - 6:45.293    6 - <b>1:45.780</b>	
	2 - 1:52.784	
	3 - 1:51.416	
	4 - X:00.000	
	5 - 1:46.453	
<b>26</b>	<b>Darren YOUNG</b>	MG B
	1 - 6:36.642    6 - <b>1:42.040</b>	
	2 - 1:47.202	
	3 - 1:46.004	
	4 - X:00.000	
	5 - 1:43.409	
<b>28</b>	<b>Christopher POLLARD</b>	MG Midget
	1 - 6:39.629    6 - 1:40.938	
	2 - 1:46.876	
	3 - 1:45.456	
	4 - X:00.000	
	5 - <b>1:40.581</b>	
<b>36</b>	<b>Peter TOMLIN</b>	MG F
	1 - 6:15.052    6 - 1:37.772	
	2 - 1:40.950	
	3 - <b>1:37.669</b>	
	4 - X:00.000	
	5 - 1:38.292	
<b>37</b>	<b>John KIMBER</b>	MG B GT
	1 - 6:57.072    6 - <b>1:42.198</b>	
	2 - 1:47.072	
	3 - 1:45.710	
	4 - X:00.000	
	5 - 1:42.405	

# Lancaster Insurance MG Owners Club Championship


## QUALIFYING LAP ANALYSIS - RACE 3

(contd.)

<b>44</b>	<b>Martin WILLS</b>	MG F
1 - 6:25.366	6 - <b>1:36.246</b>	
2 - 1:42.134		
3 - 1:38.667		
4 - X:00.000		
5 - 1:45.474		
<b>57</b>	<b>Robin WALKER</b>	MG F
1 - 6:46.897	6 - <b>1:37.458</b>	
2 - 1:40.449		
3 - 1:39.352		
4 - X:00.000		
5 - 1:42.136		
<b>59</b>	<b>Paul NAISH</b>	MG F
1 - <b>6:07.496</b>		
<b>77</b>	<b>Nick DUNN</b>	MG F
1 - 6:17.040	6 - 1:37.815	
2 - 1:39.782		
3 - <b>1:37.523</b>		
4 - X:00.000		
5 - 1:38.183		

# Lancaster Insurance MG Owners Club Championship

## GRID - RACE 3 - AMENDED

ROW 9	1:51.245 8 WISBEY	6:07.496 59 NAISH
ROW 8	1:42.198 37 KIMBER	1:45.780 25 BROADLEY
ROW 7	1:41.734 21 SIMONS	1:42.040 26 YOUNG
ROW 6	1:40.581 28 POLLARD	1:41.458 3 DEAVES
ROW 5	1:39.352 57 WALKER	1:39.487 18 HILL
ROW 4	1:39.055 16 DIXON	1:39.311 2 BAYNAM
ROW 3	1:37.669 36 TOMLIN	1:38.559 1 SMITH
ROW 2	1:37.495 23 SAVAGE	1:37.523 77 DUNN
ROW 1	1:35.720 6 EVANS	1:36.246 44 WILLS
<b>POLE</b>		
		

Car 57 - Fastest lap dis-allowed - C.5.4.9

Weather / Track : Cloudy / Dry

These results are provisional until the conclusion of any judicial and technical matters.

Thruxton

Circuit Length = 2.3560 miles.

Start: 09:42 End: 10:05

Clerk of Course		Timekeeper:
-----------------	--	-------------

## 2006 Formula Renault BARC Championship QUALIFYING - RACE 4

POS	NO	CL	DRIVER	NAT	CAR	TIME	LAPS	GAP	MPH
1	5	20	Andrew MEYRICK	GBR	Falcon Motorsport	1:14.847	14		113.31
2	11	20	James LITTLEJOHN	GBR	Hillspeed	1:14.894	15	0.047	113.24
3	36	20	Craig COPELAND	GBR	Mark Burdett Motorsport	1:14.925	15	0.078	113.20
4	3	20	Richard SINGLETON	GBR	Coles Racing	1:14.937	15	0.090	113.18
5	85	20	Jordan OAKES	GBR	Eurotek Motorsport	1:14.942	15	0.095	113.17
6	25	20	Hywel LLOYD	GBR	C F Racing	1:15.046	15	0.199	113.01
7	14	20	Matt SHAWYER	GBR	Russell Racing	1:15.223	10	0.376	112.75
8	8	20	ROSSI	GBR	Worswick Engineering Ltd	1:15.250	15	0.403	112.71
9	88	20	Michael VITULLI	GBR	Vitulli Racing	1:15.332	15	0.485	112.59
10	1	CL	Ian PEARSON	GBR	Driver	1:15.356	15	0.509	112.55
11	86	20	Emma SELWAY	GBR	Eurotek Motorsport	1:15.409	15	0.562	112.47
12	33	20	Ryan BORTHWICK	GBR	Borthwick Motorsports	1:15.585	13	0.738	112.21
13	12	20	Michael BROADHURST	GBR	Hillspeed	1:15.639	15	0.792	112.13
14	35	20	Thomas ARME	GBR	Mark Burdett Motorsport	1:15.941	15	1.094	111.68
15	19	20	Denis AUTIER	FRA	Mark Burdett Motorsport	1:15.999	11	1.152	111.60
16	97	20	Pierre RENOM	FRA	Mark Burdett Motorsport	1:16.092	13	1.245	111.46
17	9	20	Louis HAMILTON-SMITH	GBR	Jigsaw Engineering	1:16.222	15	1.375	111.27
18	4	20	Dean STONEMAN	GBR	Falcon Motorsport	1:16.336	15	1.489	111.10
19	2	20	David SCOTT	GBR	D S Motorsport	1:16.528	15	1.681	110.83
20	55	20	Chris LAMARE	GBR	Macob Motorsport	1:16.594	15	1.747	110.73
21	98	20	Chris MURRAY	GBR	Welch Motorsport	1:16.624	14	1.777	110.69
22	15	20	Martin BLOSS	GBR	Russell Racing	1:17.032	14	2.185	110.10
23	21	CL	Mark TERRY	GBR	Reon Motorsport	1:17.442	12	2.595	109.52
24	22	CL	Steve HANSLEMAN	GBR	Muzz Race	1:17.872	13	3.025	108.91
25	7	CL	James HEFFERNAN	GBR	J H Motorsport	1:18.232	14	3.385	108.41
26	6	20	Robin PALMER	GBR	Falcon Motorsport	1:18.787	13	3.940	107.65
27	16	CL	Robert PEARSON	GBR	Driver	1:18.986	14	4.139	107.38
28	46	20	Gary FLETCHER	GBR	Russell Racing	1:19.063	15	4.216	107.27
29	29	CL	Julie CLARK	GBR	Reon Motorsport	1:19.074	15	4.227	107.26
30	41	CL	Adrian DIXON	GBR	Muzz Race	1:19.132	14	4.285	107.18
31	27	CL	Simon KEAST	GBR	Annex Technology Ltd	1:27.859	8	13.012	96.53
32	24	CL	Sarah LAMBERT	GBR	Muzz Race	1:32.249	12	17.402	91.94

Weather / Track : Cloudy / Dry

These results are provisional until the conclusion of any judicial and technical matters.

Thruxton

Circuit Length = 2.3560 miles.

Start: 10:10 End: 10:30

Clerk of Course	Timekeeper:
-----------------	-------------

## 2006 Formula Renault BARC Championship QUALIFYING LAP ANALYSIS - RACE 4

<b>1</b>	<b>Ian PEARSON</b>	<b>GBR</b>	Driver
1 - 5:11.694	6 - 1:16.471	11 - 1:19.002	
2 - 1:25.224	7 - 1:17.075	12 - 1:15.386	
3 - 1:18.838	8 - 1:15.670	13 - 1:16.092	
4 - 1:17.814	9 - 1:15.889	14 - 1:15.841	
5 - 1:19.258	10 - 1:18.121	15 - <b>1:15.356</b>	
<b>2</b>	<b>David SCOTT</b>	<b>GBR</b>	D S Motorsport
1 - 4:53.798	6 - 1:17.445	11 - 1:18.128	
2 - 1:21.391	7 - 1:16.995	12 - 1:16.757	
3 - 1:19.371	8 - <b>1:16.528</b>	13 - 1:16.813	
4 - 1:18.669	9 - 1:16.690	14 - 1:19.084	
5 - 1:18.813	10 - 1:17.451	15 - 1:17.862	
<b>3</b>	<b>Richard SINGLETON</b>	<b>GBR</b>	Coles Racing
1 - 5:28.052	6 - 1:15.869	11 - 1:18.675	
2 - 1:24.674	7 - 1:17.850	12 - 1:15.142	
3 - 1:17.415	8 - 1:16.413	13 - 1:15.409	
4 - 1:16.578	9 - <b>1:14.937</b>	14 - 1:15.178	
5 - 1:18.114	10 - 1:14.994	15 - 1:15.005	
<b>4</b>	<b>Dean STONEMAN</b>	<b>GBR</b>	Falcon Motorsport
1 - 5:02.189	6 - 1:19.629	11 - 1:27.722	
2 - 1:21.079	7 - 1:18.885	12 - 1:16.810	
3 - 1:23.431	8 - <b>1:16.336</b>	13 - 1:17.178	
4 - 1:20.004	9 - 1:16.483	14 - 1:18.482	
5 - 1:26.293	10 - 1:16.856	15 - 1:17.884	
<b>5</b>	<b>Andrew MEYRICK</b>	<b>GBR</b>	Falcon Motorsport
1 - 4:59.480	6 - 1:14.917	11 - 1:14.877	
2 - 1:20.529	7 - 1:19.819	12 - 1:18.207	
3 - 1:16.204	8 - <b>1:14.847</b>	13 - 1:17.874	
4 - 1:16.214	9 - 3:06.754P	14 - 1:16.869	
5 - 1:18.172	10 - 1:21.100		
<b>6</b>	<b>Robin PALMER</b>	<b>GBR</b>	Falcon Motorsport
1 - 5:08.612	6 - 1:20.757	11 - 1:25.444	
2 - 4:16.991P	7 - 1:19.635	12 - 1:19.543	
3 - 1:30.533	8 - 1:20.128	13 - 1:23.796	
4 - 1:22.293	9 - <b>1:18.787</b>		
5 - 1:22.806	10 - 1:19.518		
<b>7</b>	<b>James HEFFERNAN</b>	<b>GBR</b>	J H Motorsport
1 - 6:19.990	6 - 1:19.831	11 - 1:19.438	
2 - 1:27.393	7 - 1:21.606	12 - 1:19.321	
3 - 1:25.673	8 - 1:19.285	13 - 1:19.196	
4 - 1:23.065	9 - 1:19.639	14 - <b>1:18.232</b>	
5 - 1:21.962	10 - 1:20.600		

## 2006 Formula Renault BARC Championship QUALIFYING LAP ANALYSIS - RACE 4

(contd.)

<b>8</b>	<b>ROSSI</b>	<b>GBR</b>	Worswick Engineering Ltd
1 - 5:04.249	6 - <b>1:15.250</b>	11 - 1:17.330	
2 - 1:26.633	7 - 1:15.432	12 - 1:15.360	
3 - 1:17.612	8 - 1:16.832	13 - 1:15.401	
4 - 1:20.168	9 - 1:15.376	14 - 1:18.136	
5 - 1:19.112	10 - 1:17.238	15 - 1:15.381	
<b>9</b>	<b>Louis HAMILTON-SMITH</b>	<b>GBR</b>	Jigsaw Engineering
1 - 5:13.610	6 - 1:17.451	11 - 1:17.155	
2 - 1:24.620	7 - 1:17.973	12 - 1:16.980	
3 - 1:19.848	8 - 1:16.725	13 - <b>1:16.222</b>	
4 - 1:17.679	9 - 1:16.579	14 - 1:17.200	
5 - 1:18.508	10 - 1:17.124	15 - 1:17.139	
<b>11</b>	<b>James LITTLEJOHN</b>	<b>GBR</b>	Hillspeed
1 - 5:38.006	6 - 1:15.883	11 - 1:14.979	
2 - 1:18.010	7 - 1:15.288	12 - 1:15.093	
3 - 1:15.985	8 - 1:16.416	13 - 1:30.992	
4 - 1:15.939	9 - 1:15.212	14 - 1:20.179	
5 - 1:23.115	10 - 1:15.162	15 - <b>1:14.894</b>	
<b>12</b>	<b>Michael BROADHURST</b>	<b>GBR</b>	Hillspeed
1 - 5:39.227	6 - 1:16.659	11 - 1:16.453	
2 - 1:18.218	7 - 1:15.948	12 - 1:15.912	
3 - 1:16.799	8 - 1:17.296	13 - 1:15.781	
4 - <b>1:15.639</b>	9 - 1:17.388	14 - 1:19.661	
5 - 1:16.535	10 - 1:16.495	15 - 1:15.776	
<b>14</b>	<b>Matt SHAWYER</b>	<b>GBR</b>	Russell Racing
1 - 4:52.973	6 - 1:17.422		
2 - 1:20.786	7 - 1:15.985		
3 - 1:17.203	8 - 1:15.439		
4 - 1:18.260	9 - 1:17.547		
5 - 1:16.190	10 - <b>1:15.223</b>		
<b>15</b>	<b>Martin BLOSS</b>	<b>GBR</b>	Russell Racing
1 - 5:18.623P	6 - 1:22.214	11 - <b>1:17.032</b>	
2 - 1:27.567	7 - 1:28.211	12 - 1:18.686	
3 - 1:21.652	8 - 1:18.541	13 - 1:42.557	
4 - 1:19.551	9 - 1:19.019	14 - 1:20.354	
5 - 1:19.736	10 - 1:17.374		
<b>16</b>	<b>Robert PEARSON</b>	<b>GBR</b>	Driver
1 - 5:15.704	6 - 1:19.762	11 - 1:21.344	
2 - 1:27.886	7 - 1:21.728	12 - <b>1:18.986</b>	
3 - 1:23.963	8 - 1:21.181	13 - 1:20.560	
4 - 1:23.960	9 - 1:22.355	14 - 1:20.596	
5 - 1:22.773	10 - 1:19.373		

Weather / Track : Cloudy / Dry

## 2006 Formula Renault BARC Championship QUALIFYING LAP ANALYSIS - RACE 4

(contd.)

<b>19</b>	<b>Denis AUTIER</b>	<b>FRA</b>	Mark Burdett Motorsport
1 -	X:00.000	6 -	1:30.483
2 -	1:20.217	7 -	1:21.551
3 -	1:17.009	8 -	1:16.326
4 -	1:16.853	9 -	<b>1:15.999</b>
5 -	1:17.327	10 -	1:16.253
<b>21</b>	<b>Mark TERRY</b>	<b>GBR</b>	Reon Motorsport
1 -	5:16.693	6 -	1:19.668
2 -	1:25.932	7 -	2:20.799 <sup>P</sup>
3 -	1:21.118	8 -	1:23.282
4 -	1:20.483	9 -	<b>1:17.442</b>
5 -	1:20.046	10 -	1:19.877
<b>22</b>	<b>Steve HANSLEMAN</b>	<b>GBR</b>	Muzz Race
1 -	6:54.979	6 -	1:19.748
2 -	1:36.236	7 -	1:19.175
3 -	1:22.342	8 -	1:35.465
4 -	1:19.869	9 -	1:19.729
5 -	1:20.578	10 -	1:19.089
<b>24</b>	<b>Sarah LAMBERT</b>	<b>GBR</b>	Muzz Race
1 -	5:46.429	6 -	1:35.489
2 -	1:38.914	7 -	1:33.893
3 -	1:35.866	8 -	1:33.683
4 -	1:37.035	9 -	1:33.019
5 -	1:39.117	10 -	<b>1:32.249</b>
<b>25</b>	<b>Hywel LLOYD</b>	<b>GBR</b>	C F Racing
1 -	5:12.719	6 -	1:17.907
2 -	1:32.250	7 -	1:17.860
3 -	1:19.573	8 -	1:15.980
4 -	1:17.466	9 -	1:15.667
5 -	1:17.380	10 -	<b>1:15.046</b>
<b>27</b>	<b>Simon KEAST</b>	<b>GBR</b>	Annex Technology Ltd
1 -	5:37.877	6 -	1:31.313
2 -	1:35.651	7 -	1:31.000
3 -	1:30.883	8 -	1:28.797
4 -	1:34.108		
5 -	<b>1:27.859</b>		
<b>29</b>	<b>Julie CLARK</b>	<b>GBR</b>	Reon Motorsport
1 -	5:14.405	6 -	1:22.042
2 -	1:27.296	7 -	1:22.531
3 -	1:22.619	8 -	1:19.577
4 -	1:21.966	9 -	1:20.359
5 -	1:21.514	10 -	1:19.119
		11 -	1:20.534
		12 -	<b>1:19.074</b>
		13 -	1:24.266
		14 -	1:20.341
		15 -	1:20.717

## 2006 Formula Renault BARC Championship QUALIFYING LAP ANALYSIS - RACE 4

(contd.)

<b>33</b>	<b>Ryan BORTHWICK</b>	<b>GBR</b>	Borthwick Motorsports
1 -	5:39.690	6 -	1:17.631
2 -	1:20.285	7 -	1:17.728
3 -	1:18.459	8 -	<b>1:15.585</b>
4 -	1:16.014	9 -	1:15.758
5 -	1:18.370	10 -	1:15.767
11 -	1:16.094		
12 -	1:15.634		
13 -	1:16.280		
<b>35</b>	<b>Thomas ARME</b>	<b>GBR</b>	Mark Burdett Motorsport
1 -	5:09.306	6 -	1:18.039
2 -	1:22.772	7 -	<b>1:15.941</b>
3 -	1:18.667	8 -	1:16.527
4 -	1:59.765P	9 -	1:16.418
5 -	1:24.296	10 -	1:17.463
11 -	1:16.049		
12 -	1:22.940		
13 -	1:18.663		
14 -	1:19.717		
15 -	1:19.869		
<b>36</b>	<b>Craig COPELAND</b>	<b>GBR</b>	Mark Burdett Motorsport
1 -	5:11.275	6 -	1:16.130
2 -	1:24.925	7 -	1:17.124
3 -	1:18.574	8 -	1:15.926
4 -	1:16.565	9 -	1:15.148
5 -	1:19.460	10 -	1:18.638
11 -	1:16.657		
12 -	1:16.682		
13 -	1:15.053		
14 -	<b>1:14.925</b>		
15 -	1:16.275		
<b>41</b>	<b>Adrian DIXON</b>	<b>GBR</b>	Muzz Race
1 -	5:59.405	6 -	1:21.477
2 -	1:26.741	7 -	1:19.759
3 -	1:24.395	8 -	1:19.544
4 -	1:22.137	9 -	1:21.060
5 -	1:20.947	10 -	1:23.980
11 -	<b>1:19.132</b>		
12 -	1:19.213		
13 -	1:21.874		
14 -	1:22.246		
<b>46</b>	<b>Gary FLETCHER</b>	<b>GBR</b>	Russell Racing
1 -	5:09.424	6 -	1:23.439
2 -	1:28.236	7 -	1:21.212
3 -	1:22.909	8 -	1:19.844
4 -	1:22.809	9 -	1:19.755
5 -	1:22.219	10 -	1:19.604
11 -	<b>1:19.063</b>		
12 -	1:21.297		
13 -	1:26.627		
14 -	1:19.909		
15 -	1:21.302		
<b>55</b>	<b>Chris LAMARE</b>	<b>GBR</b>	Macob Motorsport
1 -	5:28.683	6 -	1:18.718
2 -	1:24.592	7 -	1:17.938
3 -	1:20.850	8 -	1:17.494
4 -	1:19.155	9 -	1:17.140
5 -	1:19.188	10 -	1:16.608
11 -	1:20.956		
12 -	1:18.260		
13 -	1:17.225		
14 -	1:18.870		
15 -	<b>1:16.594</b>		
<b>85</b>	<b>Jordan OAKES</b>	<b>GBR</b>	Eurotek Motorsport
1 -	5:04.033	6 -	1:24.421
2 -	1:26.167	7 -	1:16.230
3 -	1:17.927	8 -	1:15.573
4 -	1:20.322	9 -	1:15.507
5 -	1:54.337P	10 -	1:15.242
11 -	<b>1:14.942</b>		
12 -	1:16.225		
13 -	1:16.265		
14 -	1:17.478		
15 -	1:15.069		

Weather / Track : Cloudy / Dry

Thruxton  
Circuit Length = 2.3560 miles.  
Start: 10:10 End: 10:30

## 2006 Formula Renault BARC Championship QUALIFYING LAP ANALYSIS - RACE 4

(contd.)


<b>86</b>	<b>Emma SELWAY</b>	<b>GBR</b>	Eurotek Motorsport
1 -	5:05.687	6 -	1:16.013
2 -	1:26.066	7 -	1:16.100
3 -	1:17.692	8 -	1:15.598
4 -	1:20.245	9 -	1:16.644
5 -	1:18.881	10 -	1:16.287
		11 -	1:16.817
		12 -	1:15.704
		13 -	<b>1:15.409</b>
		14 -	1:16.294
		15 -	1:17.179
<b>88</b>	<b>Michael VITULLI</b>	<b>GBR</b>	Vitulli Racing
1 -	4:57.828	6 -	1:17.509
2 -	1:24.142	7 -	1:19.416
3 -	1:19.465	8 -	2:01.178P
4 -	1:18.041	9 -	1:22.197
5 -	1:17.759	10 -	1:16.015
		11 -	1:17.664
		12 -	1:17.732
		13 -	1:18.917
		14 -	1:15.847
		15 -	<b>1:15.332</b>
<b>97</b>	<b>Pierre RENOM</b>	<b>FRA</b>	Mark Burdett Motorsport
1 -	7:46.456	6 -	1:16.394
2 -	1:21.770	7 -	1:16.169
3 -	1:24.025	8 -	1:17.313
4 -	1:16.684	9 -	1:26.644
5 -	<b>1:16.092</b>	10 -	1:16.720
11 -	1:17.699		
12 -	1:16.415		
13 -	1:16.777		
<b>98</b>	<b>Chris MURRAY</b>	<b>GBR</b>	Welch Motorsport
1 -	5:10.431	6 -	1:22.344
2 -	1:28.352	7 -	1:24.536
3 -	2:42.967	8 -	1:17.078
4 -	1:17.407	9 -	<b>1:16.624</b>
5 -	1:20.233	10 -	1:18.731
		11 -	1:24.110
		12 -	1:17.247
		13 -	1:19.879
		14 -	1:17.209
<b>99</b>	<b>James GREEN</b>	<b>GBR</b>	Welch Motorsport

# 2006 Formula Renault BARC Championship

## GRID - RACE 4

ROW 16	27	1:27.859 KEAST	24	1:32.249 LAMBERT
ROW 15	29	1:19.074 CLARK	41	1:19.132 DIXON
ROW 14	16	1:18.986 PEARSON	46	1:19.063 FLETCHER
ROW 13	7	1:18.232 HEFFERNAN	6	1:18.787 PALMER
ROW 12	21	1:17.442 TERRY	22	1:17.872 HANSLEMAN
ROW 11	98	1:16.624 MURRAY	15	1:17.032 BLOSS
ROW 10	2	1:16.528 SCOTT	55	1:16.594 LAMARE
ROW 9	9	1:16.222 HAMILTON-SMITH	4	1:16.336 STONEMAN
ROW 8	19	1:15.999 AUTIER	97	1:16.092 RENOM
ROW 7	12	1:15.639 BROADHURST	35	1:15.941 ARME
ROW 6	86	1:15.409 SELWAY	33	1:15.585 BORTHWICK
ROW 5	88	1:15.332 VITULLI	1	1:15.356 PEARSON
ROW 4	14	1:15.223 SHAWYER	8	1:15.250 ROSSI
ROW 3	85	1:14.942 OAKES	25	1:15.046 LLOYD
ROW 2	36	1:14.925 COPELAND	3	1:14.937 SINGLETON
ROW 1	5	1:14.847 MEYRICK	11	1:14.894 LITTLEJOHN

POLE



Weather / Track : Cloudy / Dry

These results are provisional until the conclusion of any judicial and technical matters.

Thruxton

Circuit Length = 2.3560 miles.

Start: 10:10 End: 10:30

Clerk of Course

Timekeeper:

# Caterham Graduate Championship - Super Graduate

## QUALIFYING - RACE 5

POS	NO	CL	DRIVER	NAT	CAR	TIME	LAPS	GAP	MPH
1	168		Trevor NEWMAN		Caterham	1:29.321	10		94.95
2	112		Mark GREGORY		Caterham	1:29.836	10	0.515	94.41
3	130		Andrew FLETCHER		Caterham	1:30.226	10	0.905	94.00
4	109		Andrew ENNIS		Caterham	1:30.379	10	1.058	93.84
5	141		Edward BENSON		Caterham	1:30.730	10	1.409	93.48
6	199		Andrew VICKERS		Caterham	1:31.181	10	1.860	93.01
7	119		Nick WARNES		Caterham	1:31.525	10	2.204	92.67
8	157		Ben ROCKEY		Caterham	1:31.616	10	2.295	92.57
9	190		Mark ROBERTS		Caterham	1:31.627	10	2.306	92.56
10	155		Hugh SMITH		Caterham	1:31.846	10	2.525	92.34
11	114		Mike SOLAN		Caterham	1:32.066	9	2.745	92.12
12	183		James SYKES		Caterham	1:32.287	10	2.966	91.90
13	188		Chris ROME		Caterham	1:32.421	10	3.100	91.77
14	177		Martin BOAKES		Caterham	1:32.648	10	3.327	91.54
15	113		Damon ROSAMOND		Caterham	1:32.741	10	3.420	91.45
16	131		Paul-anthony VIOLLET		Caterham	1:32.844	9	3.523	91.35
17	191		Joe CAMPBELL		Caterham	1:32.956	9	3.635	91.24
18	181		David BERRY		Caterham	1:32.980	10	3.659	91.22
19	117		Andrew HAWKEN		Caterham	1:34.206	9	4.885	90.03
20	171		Robert WINROW		Caterham	1:34.225	9	4.904	90.01
21	169		Trevor CLARKE		Caterham	1:34.486	9	5.165	89.76
22	173		Oliver BENJAMIN		Caterham Seven	1:35.187	9	5.866	89.10
23	147		Mohammed KHAN		Caterham	1:35.455	9	6.134	88.85
24	180		Stuart HENNIKER-SMIT		Caterham	1:36.036	9	6.715	88.31
25	123		Ian NORTHEN		Caterham	14:51.692	1	13:22.371	9.51

Weather / Track : Cloudy / Dry

These results are provisional until the conclusion of any judicial and technical matters.

Thruxton

Circuit Length = 2.3560 miles.

Start: 10:48 End: 11:03

Clerk of Course	Timekeeper:
-----------------	-------------

## Caterham Graduate Championship - Super Graduate QUALIFYING LAP ANALYSIS - RACE 5

<b>109</b>	<b>Andrew ENNIS</b>	Caterham
1 - X:00.000	6 - 1:32.294	
2 - 1:33.725	7 - 1:31.731	
3 - 1:32.079	8 - <b>1:30.379</b>	
4 - 1:30.953	9 - 1:30.463	
5 - 1:31.351	10 - 1:30.669	
<b>112</b>	<b>Mark GREGORY</b>	Caterham
1 - X:00.000	6 - 1:30.327	
2 - 1:35.488	7 - 1:30.716	
3 - 1:33.820	8 - 1:30.303	
4 - 1:31.224	9 - 1:32.111	
5 - 1:30.673	10 - <b>1:29.836</b>	
<b>113</b>	<b>Damon ROSAMOND</b>	Caterham
1 - X:00.000	6 - 1:34.116	
2 - 1:39.548	7 - 1:34.332	
3 - 1:36.740	8 - 1:34.195	
4 - 1:35.805	9 - <b>1:32.741</b>	
5 - 1:35.512	10 - 1:32.817	
<b>114</b>	<b>Mike SOLAN</b>	Caterham
1 - X:00.000	6 - 1:33.752	
2 - 1:37.158	7 - 1:33.147	
3 - 1:33.488	8 - <b>1:32.066</b>	
4 - 1:33.325	9 - 1:32.282	
5 - 1:33.381		
<b>117</b>	<b>Andrew HAWKEN</b>	Caterham
1 - X:00.000	6 - 1:35.085	
2 - 1:52.974	7 - 1:34.581	
3 - 1:40.654	8 - 1:38.653	
4 - 1:38.801	9 - <b>1:34.206</b>	
5 - 1:35.615		
<b>119</b>	<b>Nick WARNES</b>	Caterham
1 - X:00.000	6 - 1:33.072	
2 - 1:37.516	7 - 1:31.538	
3 - 1:33.738	8 - 1:32.490	
4 - 1:33.941	9 - <b>1:31.525</b>	
5 - 1:32.716	10 - 1:32.442	
<b>123</b>	<b>Ian NORTHEN</b>	Caterham
1 - <b>X:00.000</b>		

# Caterham Graduate Championship - Super Graduate QUALIFYING LAP ANALYSIS - RACE 5

(contd.)

<b>130</b>	<b>Andrew FLETCHER</b>	Caterham
1 - X:00.000	6 - 1:30.891	
2 - 1:35.143	7 - 1:30.382	
3 - 1:32.933	8 - <b>1:30.226</b>	
4 - 1:32.042	9 - 1:31.718	
5 - 1:31.036	10 - 1:30.384	
<b>131</b>	<b>Paul-anthony VIOLLET</b>	Caterham
1 - X:00.000	6 - 1:35.001	
2 - 1:37.964	7 - 1:33.576	
3 - 1:36.587	8 - <b>1:32.844</b>	
4 - 1:36.613	9 - 1:34.827	
5 - 1:33.811		
<b>141</b>	<b>Edward BENSON</b>	Caterham
1 - X:00.000	6 - 1:30.965	
2 - 1:32.622	7 - 1:30.806	
3 - 1:32.424	8 - 1:31.169	
4 - 1:31.524	9 - <b>1:30.730</b>	
5 - 1:31.108	10 - 1:31.282	
<b>147</b>	<b>Mohammed KHAN</b>	Caterham
1 - X:00.000	6 - 1:39.398	
2 - 1:43.760	7 - 1:35.995	
3 - 1:38.053	8 - <b>1:35.455</b>	
4 - 1:39.415	9 - 1:47.783	
5 - 1:38.702		
<b>155</b>	<b>Hugh SMITH</b>	Caterham
1 - X:00.000	6 - 1:33.228	
2 - 1:35.270	7 - 1:32.940	
3 - 1:33.247	8 - 1:32.058	
4 - 1:32.814	9 - <b>1:31.846</b>	
5 - 1:32.784	10 - 1:32.012	
<b>157</b>	<b>Ben ROCKEY</b>	Caterham
1 - X:00.000	6 - 1:33.765	
2 - 1:37.353	7 - 1:33.199	
3 - 1:36.492	8 - <b>1:31.616</b>	
4 - 1:34.018	9 - 1:32.121	
5 - 1:33.889	10 - 1:32.500	
<b>168</b>	<b>Trevor NEWMAN</b>	Caterham
1 - X:00.000	6 - 1:31.264	
2 - 1:35.447	7 - 1:30.473	
3 - 1:32.126	8 - 1:30.575	
4 - 1:30.973	9 - 1:29.764	
5 - 1:29.822	10 - <b>1:29.321</b>	

# Caterham Graduate Championship - Super Graduate QUALIFYING LAP ANALYSIS - RACE 5

(contd.)

<b>169</b>	<b>Trevor CLARKE</b>	Caterham
1 - X:00.000	6 - 1:36.621	
2 - 1:43.516	7 - 1:34.850	
3 - 1:38.068	8 - 1:34.734	
4 - 1:35.768	9 - <b>1:34.486</b>	
5 - 1:37.727		
<b>171</b>	<b>Robert WINROW</b>	Caterham
1 - X:00.000	6 - 1:35.395	
2 - 1:39.606	7 - 1:34.852	
3 - 1:38.489	8 - <b>1:34.225</b>	
4 - 1:37.085	9 - 1:34.602	
5 - 1:34.665		
<b>173</b>	<b>Oliver BENJAMIN</b>	Caterham Seven
1 - X:00.000	6 - 1:37.299	
2 - 1:43.903	7 - 1:35.289	
3 - 1:41.934	8 - 1:35.470	
4 - 1:39.980	9 - <b>1:35.187</b>	
5 - 1:35.813		
<b>177</b>	<b>Martin BOAKES</b>	Caterham
1 - X:00.000	6 - 1:33.228	
2 - 1:35.665	7 - 1:32.865	
3 - 1:33.059	8 - 1:32.788	
4 - 1:33.087	9 - 1:33.288	
5 - 1:33.556	10 - <b>1:32.648</b>	
<b>180</b>	<b>Stuart HENNIKER-SMIT</b>	Caterham
1 - X:00.000	6 - 1:37.475	
2 - 1:43.892	7 - 1:37.222	
3 - 1:42.533	8 - 1:36.233	
4 - 1:40.807	9 - <b>1:36.036</b>	
5 - 1:37.711		
<b>181</b>	<b>David BERRY</b>	Caterham
1 - X:00.000	6 - <b>1:32.980</b>	
2 - 1:39.489	7 - 1:33.748	
3 - 1:38.357	8 - 1:34.190	
4 - 1:34.905	9 - 1:33.615	
5 - 1:33.850	10 - 1:33.712	
<b>183</b>	<b>James SYKES</b>	Caterham
1 - X:00.000	6 - 1:32.574	
2 - 1:36.831	7 - 1:32.976	
3 - 1:34.094	8 - 1:32.489	
4 - <b>1:32.287</b>	9 - 1:33.187	
5 - 1:32.296	10 - 1:34.164	

# Caterham Graduate Championship - Super Graduate QUALIFYING LAP ANALYSIS - RACE 5

(contd.)


<b>188</b>	<b>Chris ROME</b>	Caterham
1 - X:00.000	6 - 1:34.440	
2 - 1:41.906	7 - 1:34.207	
3 - 1:39.746	8 - 1:33.848	
4 - 1:35.198	9 - 1:33.878	
5 - 1:34.349	10 - <b>1:32.421</b>	
<b>190</b>	<b>Mark ROBERTS</b>	Caterham
1 - X:00.000	6 - 1:32.126	
2 - 1:36.481	7 - <b>1:31.627</b>	
3 - 1:34.443	8 - 1:32.186	
4 - 1:33.363	9 - 1:32.758	
5 - 1:32.703	10 - 1:32.261	
<b>191</b>	<b>Joe CAMPBELL</b>	Caterham
1 - X:00.000	6 - 1:34.776	
2 - 1:37.178	7 - 1:34.617	
3 - 1:33.783	8 - 1:32.961	
4 - <b>1:32.956</b>	9 - 1:33.013	
5 - 1:33.693		
<b>199</b>	<b>Andrew VICKERS</b>	Caterham
1 - X:00.000	6 - 1:32.627	
2 - 1:39.965	7 - 1:32.078	
3 - 1:35.001	8 - <b>1:31.181</b>	
4 - 1:33.285	9 - 1:31.863	
5 - 1:32.857	10 - 1:31.294	

# Caterham Graduate Championship - Super Graduate

## GRID - RACE 5

ROW 13	14:51.692	123	NORTHEN	
ROW 12		147	KHAN	1:36.036
ROW 11	1:34.486	169	CLARKE	1:35.187
ROW 10	1:34.206	117	HAWKEN	1:34.225
ROW 9	1:32.956	191	CAMPBELL	1:32.980
ROW 8	1:32.741	113	ROSAMOND	1:32.844
ROW 7	1:32.421	188	ROME	1:32.648
ROW 6	1:32.066	114	SOLAN	1:32.287
ROW 5	1:31.627	190	ROBERTS	1:31.846
ROW 4	1:31.525	119	WARNES	1:31.616
ROW 3	1:30.730	141	BENSON	1:31.181
ROW 2	1:30.226	130	FLETCHER	1:30.379
ROW 1	1:29.321	168	NEWMAN	1:29.836

POLE



Weather / Track : Cloudy / Dry  
 These results are provisional until the conclusion of any judicial and technical matters.

Thruxton  
 Circuit Length = 2.3560 miles.  
 Start: 10:48 End: 11:03

Clerk of Course	Timekeeper:
-----------------	-------------

# Kumho BMW Championship

## QUALIFYING - RACE 6

POS	NO	CL	DRIVER	NAT	CAR	TIME	LAPS	GAP	MPH
1	1	A	Rick KERRY		BMW M3 Evo	1:25.332	7		99.39
2	2	A	Richard MALLINSON		BMW E30 M3	1:26.180	11	0.848	98.41
3	32	B	Garrie WHITTAKER		BMW M3 E30	1:27.780	10	2.448	96.62
4	5	A	Ian HILL		BMW E36 M3	1:28.610	10	3.278	95.71
5	6	A	Colin WHITMORE		BMW E36 M3	1:28.875	10	3.543	95.43
6	3	A	Paul WINTER		BMW M3 Evo	1:29.679	9	4.347	94.57
7	22	B	Evelyne BUANIC		BMW M3 E30	1:30.196	10	4.864	94.03
8	44	C	James PERROTT		BMW 325i	1:30.199	10	4.867	94.03
9	42	B	Ian CRISP		BMW E30 325	1:30.356	10	5.024	93.86
10	25	B	Trevor FORD		BMW M3 E30	1:33.927	9	8.595	90.30
11	9	A	Ian MUNNS		BMW M3	1:34.058	9	8.726	90.17
12	41	C	Stuart LAWS		BMW 325 E30	1:35.535	7	10.203	88.78
13	28	B	Adrian GILBERT		BMW M3 E36 2DR	1:45.473	8	20.141	80.41
14	74	D	Aktar hussain MATIN		BMW 318 E36 Coupe	1:45.957	8	20.625	80.04

Weather / Track : Cloudy / Dry

These results are provisional until the conclusion of any judicial and technical matters.

Thruxton

Circuit Length = 2.3560 miles.

Start: 11:14 End: 11:29

Clerk of Course	Timekeeper:
-----------------	-------------

# Kumho BMW Championship

## QUALIFYING LAP ANALYSIS - RACE 6

<b>1</b>	<b>Rick KERRY</b>	BMW M3 Evo
1 - 9:48.389	6 - 1:25.977	
2 - 1:30.030	7 - 1:25.683	
3 - 1:27.213		
4 - <b>1:25.332</b>		
5 - 1:25.622		
<b>2</b>	<b>Richard MALLINSON</b>	BMW E30 M3
1 - 9:30.596	6 - 1:27.305	11 - 1:32.196
2 - 1:27.338	7 - 1:27.222	
3 - 1:26.441	8 - 1:35.222	
4 - 1:27.531	9 - 1:27.197	
5 - <b>1:26.180</b>	10 - 1:26.761	
<b>3</b>	<b>Paul WINTER</b>	BMW M3 Evo
1 - X:00.000	6 - 1:30.425	
2 - 1:40.475	7 - 1:31.075	
3 - 1:35.069	8 - 1:35.243	
4 - 1:31.695	9 - <b>1:29.679</b>	
5 - 1:30.744		
<b>5</b>	<b>Ian HILL</b>	BMW E36 M3
1 - 9:46.040	6 - 1:29.284	
2 - 1:34.039	7 - 1:29.861	
3 - 1:30.980	8 - 1:29.143	
4 - 1:30.224	9 - <b>1:28.610</b>	
5 - 1:30.088	10 - 1:28.627	
<b>6</b>	<b>Colin WHITMORE</b>	BMW E36 M3
1 - 9:46.708	6 - 1:30.424	
2 - 1:35.396	7 - 1:30.058	
3 - 1:31.741	8 - 1:29.657	
4 - 1:30.165	9 - 1:30.032	
5 - 1:32.698	10 - <b>1:28.875</b>	
<b>9</b>	<b>Ian MUNNS</b>	BMW M3
1 - 9:53.094	6 - 1:35.069	
2 - 1:45.991	7 - 1:37.896	
3 - 1:44.005	8 - 1:38.170	
4 - 1:42.640	9 - <b>1:34.058</b>	
5 - 1:37.268		
<b>22</b>	<b>Evelyne BUANIC</b>	BMW M3 E30
1 - 9:45.322	6 - 1:31.510	
2 - 1:39.641	7 - 1:30.784	
3 - 1:32.809	8 - <b>1:30.196</b>	
4 - 1:31.176	9 - 1:30.519	
5 - 1:34.173	10 - 1:31.099	


# Kumho BMW Championship QUALIFYING LAP ANALYSIS - RACE 6

(contd.)

<b>25</b>	<b>Trevor FORD</b>	BMW M3 E30
1 - X:00.000	6 - 1:34.552	
2 - 1:42.655	7 - <b>1:33.927</b>	
3 - 1:37.881	8 - 1:35.023	
4 - 1:35.502	9 - 1:35.134	
5 - 1:34.331		
<b>28</b>	<b>Adrian GILBERT</b>	BMW M3 E36 2DR
1 - X:00.000	6 - <b>1:45.473</b>	
2 - 1:54.633	7 - 1:46.125	
3 - 1:56.535	8 - 1:47.053	
4 - 1:53.981		
5 - 1:49.810		
<b>32</b>	<b>Garrie WHITTAKER</b>	BMW M3 E30
1 - 9:57.704	6 - 1:28.795	
2 - 1:35.710	7 - 1:27.899	
3 - 1:32.134	8 - 1:28.733	
4 - 1:29.911	9 - 1:28.106	
5 - 1:29.524	10 - <b>1:27.780</b>	
<b>41</b>	<b>Stuart LAWS</b>	BMW 325 E30
1 - 9:56.404	6 - 1:36.794	
2 - 1:38.687	7 - 1:36.915	
3 - <b>1:35.535</b>		
4 - 1:35.786		
5 - 1:35.847		
<b>42</b>	<b>Ian CRISP</b>	BMW E30 325
1 - 9:40.889	6 - 1:31.468	
2 - 1:38.814	7 - 1:31.011	
3 - 1:35.210	8 - 1:30.369	
4 - 1:32.772	9 - 1:30.363	
5 - 1:31.860	10 - <b>1:30.356</b>	
<b>44</b>	<b>James PERROTT</b>	BMW 325i
1 - 9:41.956	6 - 1:31.320	
2 - 1:41.875	7 - 1:31.538	
3 - 1:33.257	8 - 1:33.746	
4 - 1:32.681	9 - 1:30.687	
5 - 1:34.099	10 - <b>1:30.199</b>	
<b>74</b>	<b>Aktar hussain MATIN</b>	BMW 318 E36 Coupe
1 - X:00.000	6 - 1:46.641	
2 - 1:59.412	7 - 1:47.824	
3 - 1:54.303	8 - <b>1:45.957</b>	
4 - 1:55.178		
5 - 1:47.294		

# Kumho BMW Championship

## GRID - RACE 6

ROW 7	1:45.473 28 GILBERT	1:45.957 74 MATIN
ROW 6	1:34.058 9 MUNNS	1:35.535 41 LAWS
ROW 5	1:30.356 42 CRISP	1:33.927 25 FORD
ROW 4	1:30.196 22 BUANIC	1:30.199 44 PERROTT
ROW 3	1:28.875 6 WHITMORE	1:29.679 3 WINTER
ROW 2	1:27.780 32 WHITTAKER	1:28.610 5 HILL
ROW 1	1:25.332 1 KERRY	1:26.180 2 MALLINSON
<b>POLE</b>		
		

Weather / Track : Cloudy / Dry

These results are provisional until the conclusion of any judicial and technical matters.

Thruxton  
Circuit Length = 2.3560 miles.  
Start: 11:14 End: 11:29

Clerk of Course	Timekeeper:
-----------------	-------------

# Lancaster Insurance MG Owners Club Championship

## QUALIFYING - RACE 7

POS	NO	CL	DRIVER	NAT	CAR	TIME	LAPS	GAP	MPH
1	3	B	Doug COLE		MG ZR	1:33.220	10		90.98
2	27	Z	Adrian OLSSON		MG ZR	1:33.392	10	0.172	90.81
3	88	Z	Martin GILCHRIST		MG ZR	1:33.988	10	0.768	90.24
4	2	Z	Scott TANNER		MG ZR	1:34.215	9	0.995	90.02
5	12	Z	Nick GOLHAR		MG ZR	1:36.543	9	3.323	87.85
6	42	B	Peter FIDDES		MG Maestro	1:36.854	9	3.634	87.57
7	69	B	Nicholas ARDEN		MG Maestro	1:37.008	9	3.788	87.43
8	10	B	William SHARPE		MG Maestro	1:37.359	6	4.139	87.11
9	83	Z	Andrew SETTERFIELD		MG ZR	1:37.737	9	4.517	86.78
10	4	B	Simon BYRNE		MG Maestro	1:37.970	7	4.750	86.57
11	68	B	Lee SULLIVAN		MG Maestro	1:38.787	9	5.567	85.85
12	1	B	Andy CAMPBELL		MG Montego Est	1:38.913	8	5.693	85.74
13	9	B	Andrew ROBINSON		MG Maestro	1:39.377	9	6.157	85.34
14	21	B	Henry SHARPE		MG Maestro	1:39.578	9	6.358	85.17
15	18	B	Stratton MACKAY		MG Maestro	1:39.918	8	6.698	84.88
16	59	B	Paul NAISH		MG Maestro	1:40.166	5	6.946	84.67
17	37	B	Mark HALSALL		MG Maestro	1:40.337	9	7.117	84.53
18	13	B	Alan JACKSON		MG Maestro	1:40.836	9	7.616	84.11
19	22	B	Paul CLACKETT		MG Maestro	1:40.949	9	7.729	84.01
20	48	B	Ulric SCOTT		MG Maestro	1:41.515	9	8.295	83.55
21	19	B	Philip EMSLEY		MG Maestro	1:42.425	8	9.205	82.80
22	29	B	Richard WATERMAN		MG Maestro	1:43.344	7	10.124	82.07
23	84	B	David BURWOOD		MG Maestro	2:00.244	7	27.024	70.53

**Cars 13 & 59 - Transponders not working - FIX or YOU WILL BE IGNORED IN THE RACE**  
**Weather / Track : Cloudy / Dry**  
**These results are provisional until the conclusion of any judicial and technical matters.**

Thruxton  
 Circuit Length = 2.3560 miles.  
 Start: 11:35 End: 11:50

Clerk of Course	Timekeeper:
-----------------	-------------

# Lancaster Insurance MG Owners Club Championship

## QUALIIFYING LAP ANALYSIS - RACE 7

<b>1</b>	<b>Andy CAMPBELL</b>	MG Montego Est
1 -	5:40.905	6 - <b>1:38.913</b>
2 -	1:45.408	7 - 1:39.408
3 -	1:40.583	8 - 1:50.862
4 -	1:40.493	
5 -	1:40.331	
<b>2</b>	<b>Scott TANNER</b>	MG ZR
1 -	5:33.443	6 - 1:36.338
2 -	1:38.425	7 - 1:35.738
3 -	1:35.281	8 - <b>1:34.215</b>
4 -	1:34.915	9 - 1:34.656
5 -	1:35.227	
<b>3</b>	<b>Doug COLE</b>	MG ZR
1 -	4:30.280	6 - 1:34.327
2 -	1:35.570	7 - <b>1:33.220</b>
3 -	1:34.270	8 - 1:33.624
4 -	1:34.605	9 - 1:33.681
5 -	1:33.298	10 - 1:33.565
<b>4</b>	<b>Simon BYRNE</b>	MG Maestro
1 -	5:43.947	6 - 1:38.786
2 -	1:43.839	7 - 1:38.788
3 -	1:41.955	
4 -	<b>1:37.970</b>	
5 -	1:59.843	
<b>9</b>	<b>Andrew ROBINSON</b>	MG Maestro
1 -	4:30.824	6 - 1:40.501
2 -	1:42.248	7 - 1:41.377
3 -	1:41.013	8 - <b>1:39.377</b>
4 -	1:40.302	9 - 1:44.559
5 -	1:42.133	
<b>10</b>	<b>William SHARPE</b>	MG Maestro
1 -	4:20.604	6 - 1:38.412
2 -	1:40.307	
3 -	1:38.290	
4 -	1:38.263	
5 -	<b>1:37.359</b>	
<b>12</b>	<b>Nick GOLHAR</b>	MG ZR
1 -	4:58.921	6 - 1:36.624
2 -	1:43.563	7 - 1:37.063
3 -	1:37.852	8 - 1:38.202
4 -	1:37.114	9 - <b>1:36.543</b>
5 -	1:38.623	

Cars 13 & 59 - Transponders not working - FIX or YOU WILL BE IGNORED IN THE RACE  
 Weather / Track : Cloudy / Dry

Thruxton  
 Circuit Length = 2.3560 miles.  
 Start: 11:35 End: 11:50

**Lancaster Insurance MG Owners Club Championship  
QUALIIFYING LAP ANALYSIS - RACE 7**

(contd.)

<b>13</b>	<b>Alan JACKSON</b>	MG Maestro
1 -	4:55.112	6 - 1:41.270
2 -	1:49.101	7 - 1:42.014
3 -	1:42.542	8 - <b>1:40.836</b>
4 -	1:42.258	9 - 1:41.164
5 -	1:40.908	
<b>18</b>	<b>Stratton MACKAY</b>	MG Maestro
1 -	5:53.505	6 - 1:40.473
2 -	1:44.145	7 - 1:40.484
3 -	1:41.190	8 - <b>1:39.918</b>
4 -	1:42.900	
5 -	1:41.660	
<b>19</b>	<b>Philip EMSLEY</b>	MG Maestro
1 -	5:55.188	6 - 1:43.772
2 -	1:46.453	7 - <b>1:42.425</b>
3 -	1:44.097	8 - 1:50.708
4 -	1:43.032	
5 -	1:42.499	
<b>21</b>	<b>Henry SHARPE</b>	MG Maestro
1 -	4:41.388	6 - <b>1:39.578</b>
2 -	1:48.966	7 - 1:40.299
3 -	1:45.359	8 - 1:40.333
4 -	1:44.704	9 - 1:41.297
5 -	1:42.303	
<b>22</b>	<b>Paul CLACKETT</b>	MG Maestro
1 -	4:58.452	6 - 1:42.003
2 -	1:47.920	7 - <b>1:40.949</b>
3 -	1:43.955	8 - 1:42.155
4 -	1:43.759	9 - 1:46.563
5 -	1:42.889	
<b>27</b>	<b>Adrian OLSSON</b>	MG ZR
1 -	4:29.053	6 - 1:34.610
2 -	1:35.746	7 - 1:34.814
3 -	1:34.964	8 - 1:34.097
4 -	1:37.793	9 - 1:33.963
5 -	1:34.315	10 - <b>1:33.392</b>
<b>29</b>	<b>Richard WATERMAN</b>	MG Maestro
1 -	4:43.759	6 - 1:45.319
2 -	1:49.458	7 - 1:55.717P
3 -	1:45.050	
4 -	1:47.700	
5 -	<b>1:43.344</b>	

**Lancaster Insurance MG Owners Club Championship  
QUALIIFYING LAP ANALYSIS - RACE 7**

(contd.)

<b>37</b>	<b>Mark HALSALL</b>	MG Maestro
1 -	4:44.410	6 - 1:41.628
2 -	1:47.285	7 - 1:40.920
3 -	1:43.850	8 - <b>1:40.337</b>
4 -	1:58.034	9 - 1:43.043
5 -	1:44.790	
<b>42</b>	<b>Peter FIDDES</b>	MG Maestro
1 -	4:39.369	6 - 1:37.568
2 -	1:40.118	7 - 1:37.512
3 -	1:37.348	8 - 1:52.645
4 -	<b>1:36.854</b>	9 - 1:37.149
5 -	1:49.870	
<b>48</b>	<b>Ulric SCOTT</b>	MG Maestro
1 -	4:49.785	6 - 1:42.578
2 -	1:45.598	7 - 1:41.897
3 -	1:44.184	8 - 1:42.122
4 -	1:43.903	9 - <b>1:41.515</b>
5 -	1:44.275	
<b>59</b>	<b>Paul NAISH</b>	MG Maestro
1 -	4:31.505	
2 -	1:40.640	
3 -	<b>1:40.166</b>	
4 -	1:41.478	
5 -	2:29.303	
<b>68</b>	<b>Lee SULLIVAN</b>	MG Maestro
1 -	4:55.522	6 - 1:38.805
2 -	1:47.720	7 - 1:38.807
3 -	1:39.597	8 - 1:39.359
4 -	1:39.690	9 - <b>1:38.787</b>
5 -	1:39.350	
<b>69</b>	<b>Nicholas ARDEN</b>	MG Maestro
1 -	5:10.832	6 - 1:40.334
2 -	1:44.857	7 - 1:38.215
3 -	1:41.160	8 - 1:42.093
4 -	1:40.401	9 - <b>1:37.008</b>
5 -	1:39.534	
<b>83</b>	<b>Andrew SETTERFIELD</b>	MG ZR
1 -	4:25.014	6 - 1:38.879
2 -	1:38.799	7 - 1:40.631
3 -	1:39.473	8 - 1:38.721
4 -	1:39.426	9 - 1:38.643
5 -	<b>1:37.737</b>	

Cars 13 & 59 - Transponders not working - FIX or YOU WILL BE IGNORED IN THE RACE  
Weather / Track : Cloudy / Dry

Thruxton  
Circuit Length = 2.3560 miles.  
Start: 11:35 End: 11:50

# Lancaster Insurance MG Owners Club Championship


## QUALIFYING LAP ANALYSIS - RACE 7

(contd.)

<b>84</b>	<b>David BURWOOD</b>	MG Maestro
1 - 5:25.646	6 - 2:02.209	
2 - 2:06.529	7 - <b>2:00.244</b>	
3 - 2:07.168		
4 - 2:07.207		
5 - 2:03.718		
<b>88</b>	<b>Martin GILCHRIST</b>	MG ZR
1 - 4:21.763	6 - 1:34.048	
2 - 1:35.959	7 - 1:34.694	
3 - 1:34.682	8 - 1:34.670	
4 - 1:34.990	9 - 1:34.997	
5 - 1:46.254	10 - <b>1:33.988</b>	

# Lancaster Insurance MG Owners Club Championship

## GRID - RACE 7

ROW 12		2:00.244 84 BURWOOD	
ROW 11	1:42.425 19 EMSLEY		1:43.344 29 WATERMAN
ROW 10		1:40.949 22 CLACKETT	1:41.515 48 SCOTT
ROW 9	1:40.337 37 HALSALL		1:40.836 13 JACKSON
ROW 8		1:39.918 18 MACKAY	1:40.166 59 NAISH
ROW 7	1:39.377 9 ROBINSON		1:39.578 21 SHARPE
ROW 6		1:38.787 68 SULLIVAN	1:38.913 1 CAMPBELL
ROW 5	1:37.737 83 SETTERFIELD		1:37.970 4 BYRNE
ROW 4		1:37.008 69 ARDEN	1:37.359 10 SHARPE
ROW 3	1:36.543 12 GOLHAR		1:36.854 42 FIDDES
ROW 2		1:33.988 88 GILCHRIST	1:34.215 2 TANNER
ROW 1	1:33.220 3 COLE		1:33.392 27 OLSSON
<b>POLE</b>			
			

**Cars 13 & 59 - Transponders not working - FIX or YOU WILL BE IGNORED IN THE RACE**  
**Weather / Track : Cloudy / Dry**  
**These results are provisional until the conclusion of any judicial and technical matters.**

Thruxton  
 Circuit Length = 2.3560 miles.  
 Start: 11:35 End: 11:50

Clerk of Course		Timekeeper:
-----------------	--	-------------

# Caterham Graduate Championship - Mega Graduate C

## QUALIFYING - RACE 8

POS	NO	CL	DRIVER	NAT	CAR	TIME	LAPS	GAP	MPH
1	48		Oliver JACKSON		Caterham	1:28.277	10		96.07
2	31		James WALKER		Caterham	1:28.541	10	0.264	95.79
3	8		Paul HUDSON		Caterham	1:28.561	10	0.284	95.77
4	19		Tim JUMP		Caterham	1:28.859	10	0.582	95.45
5	9		Mike WELBURN		Caterham	1:29.032	10	0.755	95.26
6	2		Martin AMISON		Caterham	1:29.059	10	0.782	95.23
7	27		James BARLOW		Caterham	1:29.181	10	0.904	95.10
8	22		Danny NASH		Caterham	1:29.212	9	0.935	95.07
9	37		Toby BRIANT		Caterham	1:29.254	10	0.977	95.02
10	29		Keith CHANTER		Caterham	1:29.324	10	1.047	94.95
11	47		David O'CARROLL		Caterham	1:29.367	10	1.090	94.90
12	28		Chris FOX		Caterham	1:29.400	10	1.123	94.87
13	35		Nick HARYETT		Caterham	1:29.603	10	1.326	94.65
14	32		Declan DOLAN		Caterham	1:29.662	10	1.385	94.59
15	3		Paul MANYWEATHERS		Caterham	1:29.776	10	1.499	94.47
16	38		Matthew GILLBANKS		Caterham	1:29.803	7	1.526	94.44
17	4		Nick FROST		Caterham	1:29.816	10	1.539	94.43
18	26		Glyn DAVIES		Caterham	1:29.825	10	1.548	94.42
19	17		Tom OVERTON		Caterham	1:30.130	10	1.853	94.10
20	10		John PARKER		Caterham	1:30.203	10	1.926	94.02
21	45		Jamie BASHALL		Caterham	1:30.281	10	2.004	93.94
22	30		Bob WILSON		Caterham	1:31.632	10	3.355	92.56
23	13		Michael j FESEMEYER		Caterham	1:31.826	3	3.549	92.36
24	23		Louis REDSHAW		Caterham	1:34.640	9	6.363	89.62
25	40		Chris AWCOCK		Caterham	1:34.805	9	6.528	89.46

Weather / Track : Cloudy / Dry

These results are provisional until the conclusion of any judicial and technical matters.

Thruxton

Circuit Length = 2.3560 miles.

Start: 11:58 End: 12:13

Clerk of Course	Timekeeper:
-----------------	-------------

## Caterham Graduate Championship - Mega Graduate C

### QUALIFYING LAP ANALYSIS - RACE 8

<b>2</b>	<b>Martin AMISON</b>	Caterham
1 -	6:34.354	6 - 1:30.102
2 -	1:30.538	7 - <b>1:29.059</b>
3 -	1:31.348	8 - 1:30.214
4 -	1:36.198	9 - 1:30.146
5 -	1:30.205	10 - 1:29.325
<b>3</b>	<b>Paul MANYWEATHERS</b>	Caterham
1 -	6:55.989	6 - <b>1:29.776</b>
2 -	1:32.357	7 - 1:46.024
3 -	1:31.130	8 - 1:31.339
4 -	1:30.083	9 - 1:43.506
5 -	1:30.505	10 - 1:30.436
<b>4</b>	<b>Nick FROST</b>	Caterham
1 -	6:49.215	6 - 1:37.035
2 -	1:30.543	7 - 1:30.089
3 -	1:30.995	8 - <b>1:29.816</b>
4 -	1:31.344	9 - 1:30.044
5 -	1:30.172	10 - 1:30.363
<b>8</b>	<b>Paul HUDSON</b>	Caterham
1 -	6:38.073	6 - 1:30.283
2 -	1:29.747	7 - 1:30.787
3 -	1:31.601	8 - 1:30.582
4 -	1:34.965	9 - 1:28.776
5 -	<b>1:28.561</b>	10 - 1:29.742
<b>9</b>	<b>Mike WELBURN</b>	Caterham
1 -	6:32.901	6 - 1:30.179
2 -	1:31.799	7 - <b>1:29.032</b>
3 -	1:34.053	8 - 1:30.972
4 -	1:32.707	9 - 1:29.311
5 -	1:30.909	10 - 1:29.262
<b>10</b>	<b>John PARKER</b>	Caterham
1 -	6:33.795	6 - 1:30.600
2 -	1:31.973	7 - 1:30.533
3 -	1:31.264	8 - <b>1:30.203</b>
4 -	1:33.399	9 - 1:30.428
5 -	1:31.083	10 - 1:30.947
<b>13</b>	<b>Michael j FESEMEYER</b>	Caterham
1 -	6:49.372	
2 -	<b>1:31.826</b>	
3 -	1:39.495	

# Caterham Graduate Championship - Mega Graduate C

## QUALIFYING LAP ANALYSIS - RACE 8

(contd.)

<b>17</b>	<b>Tom OVERTON</b>	Caterham
1 -	6:58.263	6 - <b>1:30.130</b>
2 -	1:32.854	7 - 1:31.555
3 -	1:33.602	8 - 1:30.374
4 -	1:31.851	9 - 1:30.455
5 -	1:31.413	10 - 1:31.513
<b>19</b>	<b>Tim JUMP</b>	Caterham
1 -	6:36.021	6 - 1:29.737
2 -	1:31.394	7 - 1:30.157
3 -	1:31.588	8 - 1:30.470
4 -	1:33.113	9 - 1:29.203
5 -	<b>1:28.859</b>	10 - 1:29.858
<b>22</b>	<b>Danny NASH</b>	Caterham
1 -	6:42.440	6 - 1:30.958
2 -	1:30.063	7 - 1:31.080
3 -	<b>1:29.212</b>	8 - 1:30.350
4 -	1:31.081	9 - 1:29.990
5 -	1:29.771	
<b>23</b>	<b>Louis REDSHAW</b>	Caterham
1 -	7:27.772	6 - 1:37.759
2 -	1:48.824	7 - 1:34.850
3 -	1:42.062	8 - <b>1:34.640</b>
4 -	1:41.004	9 - 1:34.749
5 -	1:38.888	
<b>26</b>	<b>Glyn DAVIES</b>	Caterham
1 -	6:56.723	6 - 1:31.525
2 -	1:33.238	7 - 1:30.486
3 -	1:31.606	8 - <b>1:29.825</b>
4 -	1:33.081	9 - 1:30.423
5 -	1:33.977	10 - 1:30.595
<b>27</b>	<b>James BARLOW</b>	Caterham
1 -	6:35.854	6 - 1:30.537
2 -	1:31.043	7 - 1:29.649
3 -	1:30.474	8 - 1:29.537
4 -	1:32.792	9 - 1:30.944
5 -	1:30.162	10 - <b>1:29.181</b>
<b>28</b>	<b>Chris FOX</b>	Caterham
1 -	6:35.042	6 - 1:29.699
2 -	1:32.142	7 - 1:29.987
3 -	1:30.661	8 - 1:30.239
4 -	1:33.121	9 - 1:29.835
5 -	1:30.698	10 - <b>1:29.400</b>

Weather / Track : Cloudy / Dry

# Caterham Graduate Championship - Mega Graduate C

## QUALIFYING LAP ANALYSIS - RACE 8

(contd.)

<b>29</b>	<b>Keith CHANTER</b>	Caterham
1 -	6:36.477	6 - 1:29.801
2 -	1:31.806	7 - <b>1:29.324</b>
3 -	1:32.192	8 - 1:30.019
4 -	1:35.396	9 - 1:29.570
5 -	1:29.801	10 - 1:29.376
<b>30</b>	<b>Bob WILSON</b>	Caterham
1 -	6:59.505	6 - 1:31.771
2 -	1:33.126	7 - 1:32.530
3 -	1:33.670	8 - 1:34.156
4 -	1:32.149	9 - 1:35.120
5 -	<b>1:31.632</b>	10 - 1:35.400
<b>31</b>	<b>James WALKER</b>	Caterham
1 -	7:01.226	6 - 1:30.708
2 -	1:32.220	7 - 1:30.157
3 -	1:31.225	8 - 1:29.763
4 -	1:30.742	9 - 1:35.639
5 -	1:32.020	10 - <b>1:28.541</b>
<b>32</b>	<b>Declan DOLAN</b>	Caterham
1 -	7:03.258	6 - 1:31.518
2 -	1:31.843	7 - 1:30.232
3 -	1:30.373	8 - 1:29.665
4 -	1:30.594	9 - <b>1:29.662</b>
5 -	1:31.281	10 - 1:29.967
<b>35</b>	<b>Nick HARYETT</b>	Caterham
1 -	6:46.206	6 - 1:32.038
2 -	1:32.824	7 - 1:29.938
3 -	1:32.323	8 - 1:30.015
4 -	1:30.303	9 - <b>1:29.603</b>
5 -	1:30.786	10 - 1:36.150
<b>37</b>	<b>Toby BRIANT</b>	Caterham
1 -	6:57.578	6 - 1:30.130
2 -	1:31.751	7 - 1:31.819
3 -	1:29.690	8 - 1:30.271
4 -	1:30.321	9 - <b>1:29.254</b>
5 -	1:30.080	10 - 1:29.834
<b>38</b>	<b>Matthew GILLBANKS</b>	Caterham
1 -	7:17.903	6 - 1:32.338
2 -	1:31.945	7 - 1:31.409
3 -	<b>1:29.803</b>	
4 -	1:32.218	
5 -	1:30.365	

# Caterham Graduate Championship - Mega Graduate C

## QUALIFYING LAP ANALYSIS - RACE 8

(contd.)


<b>40</b>	<b>Chris AWCOCK</b>	Caterham
1 -	7:12.381	6 - 1:34.866
2 -	1:38.363	7 - 1:35.273
3 -	1:35.130	8 - 1:36.219
4 -	1:35.576	9 - 1:35.059
5 -	<b>1:34.805</b>	
<b>45</b>	<b>Jamie BASHALL</b>	Caterham
1 -	7:14.346	6 - 1:31.028
2 -	1:33.820	7 - 1:30.599
3 -	1:32.456	8 - <b>1:30.281</b>
4 -	1:30.597	9 - 1:30.523
5 -	1:31.510	10 - 1:30.361
<b>47</b>	<b>David O'CARROLL</b>	Caterham
1 -	6:51.164	6 - 1:29.882
2 -	1:35.698	7 - 1:32.603
3 -	1:31.355	8 - <b>1:29.367</b>
4 -	1:30.631	9 - 1:29.529
5 -	1:29.876	10 - 1:30.364
<b>48</b>	<b>Oliver JACKSON</b>	Caterham
1 -	7:10.825	6 - 1:28.631
2 -	1:30.435	7 - 1:29.298
3 -	1:29.718	8 - 1:29.152
4 -	1:31.253	9 - 1:30.031
5 -	<b>1:28.277</b>	10 - 1:30.211

# Caterham Graduate Championship - Mega Graduate C

## GRID - RACE 8

ROW 13	1:34.805	40	AWCOCK	
ROW 12	1:31.826	13	FESEMEYER	1:34.640 23 REDSHAW
ROW 11	1:30.281	45	BASHALL	1:31.632 30 WILSON
ROW 10	1:30.130	17	OVERTON	1:30.203 10 PARKER
ROW 9	1:29.816	4	FROST	1:29.825 26 DAVIES
ROW 8	1:29.776	3	MANYWEATHERS	1:29.803 38 GILLBANKS
ROW 7	1:29.603	35	HARYETT	1:29.662 32 DOLAN
ROW 6	1:29.367	47	O'CARROLL	1:29.400 28 FOX
ROW 5	1:29.254	37	BRIANT	1:29.324 29 CHANTER
ROW 4	1:29.181	27	BARLOW	1:29.212 22 NASH
ROW 3	1:29.032	9	WELBURN	1:29.059 2 AMISON
ROW 2	1:28.561	8	HUDSON	1:28.859 19 JUMP
ROW 1	1:28.277	48	JACKSON	1:28.541 31 WALKER

POLE



Weather / Track : Cloudy / Dry

These results are provisional until the conclusion of any judicial and technical matters.

Thruxton  
Circuit Length = 2.3560 miles.  
Start: 11:58 End: 12:13

Clerk of Course		Timekeeper:
-----------------	--	-------------

# Caterham Graduate Championship - Graduate Class

## RACE CLASSIFICATION - RACE 1

POS	NO	CL	DRIVER	NAT	CAR	TIME	LAPS	GAP	MPH	BEST
1	52		Graeme SMITH		Caterham	21:25.506	13		85.77	1:37.003
2	88		Andy COOMBS		Caterham	21:26.931	13	1.425	85.67	1:36.940
3	58		Graham SMITH		Caterham	21:27.291	13	1.785	85.65	1:36.494
4	55		Andrew SMITH		Caterham	21:27.703	13	2.197	85.62	1:36.401
5	64		Jonathan VAMPLEW		Caterham	21:27.736	13	2.230	85.62	1:37.255
6	60		Kim RAYMENT		Caterham	21:29.800	13	4.294	85.48	1:37.498
7	59		Alan PEARCE		Caterham	21:29.820	13	4.314	85.48	1:37.260
8	53		Rob DRAPER		Caterham	21:35.189	13	9.683	85.13	1:36.721
9	57		Peter CANNARD		Caterham	22:10.908	13	45.402	82.84	1:40.679
10	61		Darren GRAINGER		Caterham	22:12.378	13	46.872	82.75	1:40.300
11	56		Sheila MARSHALL		Caterham	22:26.237	11	2 LAPS	69.30	1:40.763

### FASTEST LAP

55	Andrew SMITH	Caterham	1:36.401	7	87.98mph	141.59kph
----	--------------	----------	----------	---	----------	-----------

Car 53 - 10 Second Penalty - False start

Weather / Track : Cloudy / Dry

These results are provisional until the conclusion of any judicial and technical matters.

Thruxton

Circuit Length = 2.3560 miles.

Start: 12:27 End: 12:48

Clerk of Course	Timekeeper:
-----------------	-------------

# Caterham Graduate Championship - Graduate Class

## LAP CHART - RACE 1

Lap 1			Lap 2			Lap 3			Lap 4			Lap 5		
No	Behind	Laptime	No	Behind	Laptime	No	Behind	Laptime	No	Behind	Laptime	No	Behind	Laptime
64		1:44.677	52		1:39.268	52		1:38.352	88		1:37.301	52		1:39.618
52	0.275	1:44.952	64	0.371	1:39.914	64	0.612	1:38.593	64	0.207	1:37.705	64	0.422	1:40.132
53	1.001	1:45.678	59	2.091	1:39.629	88	0.809	1:37.025	52	0.299	1:38.409	58	0.552	1:39.713
88	1.264	1:45.941	88	2.136	1:40.415	58	1.978	1:37.977	58	0.756	1:36.888	53	0.758	1:36.861
58	1.748	1:46.425	58	2.353	1:40.148	55	2.792	1:37.624	55	3.095	1:38.413	88	2.122	1:42.039
55	1.947	1:46.624	53	2.456	1:40.998	60	3.065	1:38.757	60	3.749	1:38.794	55	2.126	1:38.948
60	1.996	1:46.673	60	2.660	1:40.207	59	3.551	1:39.812	53	3.814	1:38.175	60	2.262	1:38.430
59	2.005	1:46.682	55	3.520	1:41.116	53	3.749	1:39.645	59	4.228	1:38.787	59	2.432	1:38.121
56	4.753	1:49.430	61	6.702	1:40.706	61	8.979	1:40.629	61	12.005	1:41.136	56	14.994	1:42.551
61	5.539	1:50.216	56	6.899	1:41.689	56	9.310	1:40.763	56	12.360	1:41.160	61	15.616	1:43.528
57	6.036	1:50.713	57	7.442	1:40.949	57	10.199	1:41.109	57	13.162	1:41.073	57	15.871	1:42.626

Car 53 - 10 Second Penalty - False start  
Weather / Track : Cloudy / Dry

Thruxton  
Circuit Length = 2.3560 miles.  
Start: 12:27 End: 12:48

# Caterham Graduate Championship - Graduate Class

## LAP CHART - RACE 1

(contd.)

Lap 6			Lap 7			Lap 8			Lap 9			Lap 10		
No	Behind	Laptime	No	Behind	Laptime	No	Behind	Laptime	No	Behind	Laptime	No	Behind	Laptime
52		1:37.674	58		1:36.967	53		1:37.960	55		1:37.954	53		1:38.782
58	0.556	1:37.678	53	0.136	1:36.721	64	0.216	1:37.604	53	0.141	1:39.002	64	0.390	1:38.595
53	0.938	1:37.854	52	0.324	1:37.847	55	0.907	1:37.986	52	0.402	1:38.019	52	0.638	1:39.159
64	0.976	1:38.228	64	0.708	1:37.255	58	0.986	1:39.082	64	0.718	1:39.363	55	0.921	1:39.844
55	2.139	1:37.687	55	1.017	1:36.401	52	1.244	1:39.016	58	0.930	1:38.805	58	1.443	1:39.436
60	2.392	1:37.804	88	2.895	1:37.671	88	1.739	1:36.940	88	1.306	1:38.428	60	1.849	1:39.261
88	2.747	1:38.299	59	3.342	1:37.971	60	2.874	1:37.568	60	1.511	1:37.498	88	2.019	1:39.636
59	2.894	1:38.136	60	3.402	1:38.533	59	3.563	1:38.317	59	1.962	1:37.260	59	2.290	1:39.251
61	20.134	1:42.192	57	25.783	1:42.472	57	29.380	1:41.693	57	32.452	1:41.933	56	2 LAPS	4:50.262P
56	20.276	1:42.956	56	26.412	1:43.659	61	30.841	1:42.053	61	32.990	1:41.010	57	34.678	1:41.149
57	20.834	1:42.637	61	26.884	1:44.273							61	35.161	1:41.094

Car 53 - 10 Second Penalty - False start  
Weather / Track : Cloudy / Dry

Thrupton  
Circuit Length = 2.3560 miles.  
Start: 12:27 End: 12:48

# Caterham Graduate Championship - Graduate Class

## LAP CHART - RACE 1

(contd.)

Lap 11			Lap 12			Lap 13			Lap 14			Lap 15		
No	Behind	Laptime	No	Behind	Laptime	No	Behind	Laptime	No	Behind	Laptime	No	Behind	Laptime
53		1:37.842	52		1:37.003	53		1:37.951						
52	0.367	1:37.571	53	0.350	1:37.720	52	0.317	1:38.618						
58	1.840	1:38.239	88	2.247	1:37.351	88	1.742	1:37.796						
55	1.995	1:38.916	64	2.797	1:38.038	58	2.102	1:36.494						
64	2.129	1:39.581	55	3.450	1:38.825	55	2.514	1:37.365						
88	2.266	1:38.089	58	3.909	1:39.439	64	2.547	1:38.051						
60	2.266	1:38.259	60	4.153	1:39.257	60	4.611	1:38.759						
59	2.718	1:38.270	59	4.286	1:38.938	59	4.631	1:38.646						
57	37.926	1:41.090	57	41.235	1:40.679	57	45.719	1:42.785						
61	38.842	1:41.523	61	41.772	1:40.300	61	47.189	1:43.718						
56	2 LAPS	1:59.845	56	2 LAPS	1:46.602	56	2 LAPS	1:47.320						

Car 53 - 10 Second Penalty - False start  
Weather / Track : Cloudy / Dry

Thruxton  
Circuit Length = 2.3560 miles.  
Start: 12:27 End: 12:48

**Pirelli Ferrari Open Series**  
**RACE CLASSIFICATION - RACE 2**

POS	NO	CL	DRIVER	NAT	CAR	TIME	LAPS	GAP	MPH	BEST
1	43	C	Witt GAMSKI		Ferrari 355 Challenge	14:38.466	10		96.55	1:25.657
2	30	C	Mark I'ANSON		Ferrari 355 Challenge	14:40.083	10	1.617	96.37	1:27.025
3	33	C	Charlie WHITE		Ferrari F355 Challenge	14:56.657	10	18.191	94.59	1:27.151
4	46	S	Tristan SIMPSON		Ferrari 328 GTB	15:06.007	10	27.541	93.61	1:29.053
5	5	S	Nicholas CHESTER		Ferrari 308 GTB	15:11.629	10	33.163	93.03	1:29.806
6	19	S	John TAYLOR		Ferrari 308 GT4 Dino	14:56.392	9	1 LAP	85.15	1:37.691
NOT CLASSIFIED										
31	C	Mike REEDER		Ferrari F355 Challenge	1:37.360	1	D.N.F.	87.11	1:37.360	
FASTEST LAP										
43	C	Witt GAMSKI		Ferrari 355 Challenge	1:25.657	8	99.01mph	159.35kph		
46	S	Tristan SIMPSON		Ferrari 328 GTB	1:29.053	7	95.24mph	153.27kph		

Weather / Track : Cloudy / Dry

These results are provisional until the conclusion of any judicial and technical matters.

Thruxton  
 Circuit Length = 2.3560 miles.  
 Start: 13:56 End: 14:11

Clerk of Course	Timekeeper:
-----------------	-------------

# Pirelli Ferrari Open Series

## LAP CHART - RACE 2

Lap 1			Lap 2			Lap 3			Lap 4			Lap 5		
No	Behind	Laptime	No	Behind	Laptime	No	Behind	Laptime	No	Behind	Laptime	No	Behind	Laptime
43		1:29.878	43		1:27.221	43		1:27.013	43		1:27.429	43		1:26.718
30	0.495	1:30.373	30	0.417	1:27.143	30	0.983	1:27.579	30	0.960	1:27.406	30	1.267	1:27.025
46	3.970	1:33.848	46	9.095	1:32.346	33	12.637	1:30.160	33	14.941	1:29.733	33	17.766	1:29.543
5	4.731	1:34.609	5	9.108	1:31.598	46	12.930	1:30.848	46	16.752	1:31.251	46	19.742	1:29.708
33	5.583	1:35.461	33	9.490	1:31.128	5	14.412	1:32.317	5	17.555	1:30.572	5	20.643	1:29.806
31	7.482	1:37.360	19	20.530	1:37.691	19	34.830	1:41.313	19	47.452	1:40.051	19	1:00.424	1:39.690
19	10.060	1:39.938												

Weather / Track : Cloudy / Dry

Thruxton  
 Circuit Length = 2.3560 miles.  
 Start: 13:56 End: 14:11

**Pirelli Ferrari Open Series  
LAP CHART - RACE 2**

(contd.)

Lap 6			Lap 7			Lap 8			Lap 9			Lap 10		
No	Behind	Laptime	No	Behind	Laptime	No	Behind	Laptime	No	Behind	Laptime	No	Behind	Laptime
30		1:28.775	30		1:27.662	30		1:27.146	30		1:27.472	43		1:27.723
43	4.092	1:34.134	43	2.893	1:26.463	43	1.404	1:25.657	43	0.162	1:26.230	30	1.617	1:29.502
33	17.137	1:29.413	33	17.969	1:28.494	33	18.858	1:28.035	19	1 LAP	1:39.316	19	1 LAP	1:38.957
46	19.395	1:29.695	46	20.786	1:29.053	46	22.971	1:29.331	33	18.925	1:27.539	33	18.191	1:27.151
5	20.927	1:30.326	5	23.187	1:29.922	5	26.303	1:30.262	46	25.620	1:30.121	46	27.541	1:29.806
19	1:09.788	1:39.406	19	1:22.156	1:40.030				5	30.896	1:32.065	5	33.163	1:30.152

# Lancaster Insurance MG Owners Club Championship

## RACE CLASSIFICATION - RACE 3

POS	NO	CL	DRIVER	NAT	CAR	TIME	LAPS	GAP	MPH	BEST
1	44	F	Martin WILLS		MG F	16:01.921	10		88.17	1:34.729
2	6	F	Ian EVANS		MG F	16:02.387	10	0.466	88.13	1:34.541
3	77	F	Nick DUNN		MG F	16:15.061	10	13.140	86.98	1:36.696
4	57	F	Robin WALKER		MG F	16:19.007	10	17.086	86.63	1:35.796
5	59	F	Paul NAISH		MG F	16:19.388	10	17.467	86.60	1:35.534
6	36	F	Peter TOMLIN		MG F	16:20.083	10	18.162	86.54	1:36.077
7	23	F	Paul j SAVAGE		MGF	16:21.463	10	19.542	86.41	1:36.124
8	2	A	Jim BAYNAM		MGB Roadster	16:37.915	10	35.994	84.99	1:38.288
9	18	A	Malcolm HILL		MGB GT	16:38.478	10	36.557	84.94	1:38.064
10	16	A	Trevor DIXON		MGB GT	16:40.281	10	38.360	84.79	1:38.060
11	1	A	Gary SMITH		MG Midget	16:40.826	10	38.905	84.74	1:38.315
12	28	A	Christopher POLLARD		MG Midget	16:55.404	10	53.483	83.52	1:39.485
13	37	A	John KIMBER		MG B GT	16:55.629	10	53.708	83.51	1:39.698
14	21	A	James SIMONS		MG B Roadster	17:10.761	10	1:08.840	82.28	1:39.839
15	26	A	Darren YOUNG		MG B	17:33.451	10	1:31.530	80.51	1:41.649
16	8	F	Paul WISBEY		MG F VVC	17:42.952	10	1:41.031	79.79	1:43.529
17	25	A	Kevin BROADLEY		MGB GT	17:43.695	10	1:41.774	79.73	1:43.771
18	3	F	Ian DEAVES		MG F	16:58.278	9	1 LAP	74.96	1:49.055

### FASTEST LAP

6	F	Ian EVANS	MG F	1:34.541	10	89.71mph	144.37kph
16	A	Trevor DIXON	MGB GT	1:38.060	7	86.49mph	139.19kph

Weather / Track : Cloudy / Dry

These results are provisional until the conclusion of any judicial and technical matters.

Thruxton

Circuit Length = 2.3560 miles.

Start: 14:25 End: 14:41

Clerk of Course	Timekeeper:
-----------------	-------------

# Lancaster Insurance MG Owners Club Championship

## LAP CHART - RACE 3

Lap 1			Lap 2			Lap 3			Lap 4			Lap 5		
No	Behind	Laptime	No	Behind	Laptime	No	Behind	Laptime	No	Behind	Laptime	No	Behind	Laptime
77		1:42.455	44		1:35.551	44		1:35.769	44		1:35.951	44		1:35.512
44	0.704	1:43.159	77	0.636	1:36.891	6	1.055	1:35.750	6	1.040	1:35.936	6	0.816	1:35.288
6	1.381	1:43.836	6	1.074	1:35.948	77	1.563	1:36.696	77	2.620	1:37.008	77	3.954	1:36.846
23	2.197	1:44.652	23	3.622	1:37.680	23	4.819	1:36.966	23	6.561	1:37.693	57	10.150	1:38.477
36	4.011	1:46.466	57	4.193	1:35.796	57	6.012	1:37.588	57	7.185	1:37.124	36	10.239	1:37.784
57	4.652	1:47.107	36	5.811	1:38.055	36	6.866	1:36.824	36	7.967	1:37.052	23	10.490	1:39.441
2	5.467	1:47.922	2	8.818	1:39.606	59	10.268	1:36.862	59	9.851	1:35.534	59	11.066	1:36.727
1	5.800	1:48.255	59	9.175	1:38.537	2	11.577	1:38.528	2	15.129	1:39.503	2	18.764	1:39.147
16	6.085	1:48.540	1	9.697	1:40.152	1	13.197	1:39.269	18	16.598	1:39.179	18	20.231	1:39.145
18	6.502	1:48.957	16	10.014	1:40.184	18	13.370	1:38.546	1	17.404	1:40.158	1	20.831	1:38.939
59	6.893	1:49.348	18	10.593	1:40.346	16	13.913	1:39.668	16	17.684	1:39.722	16	21.470	1:39.298
21	8.105	1:50.560	21	11.859	1:40.009	21	15.929	1:39.839	21	20.509	1:40.531	21	25.051	1:40.054
37	8.670	1:51.125	37	12.498	1:40.083	37	16.427	1:39.698	37	21.157	1:40.681	37	25.370	1:39.725
28	11.779	1:54.234	28	15.959	1:40.435	28	19.754	1:39.564	28	23.541	1:39.738	28	27.514	1:39.485
8	13.007	1:55.462	26	19.940	1:42.380	26	26.215	1:42.044	26	32.148	1:41.884	26	38.285	1:41.649
26	13.815	1:56.270	8	23.687	1:46.935	25	34.464	1:45.466	25	43.763	1:45.250	25	54.486	1:46.235
25	16.058	1:58.513	25	24.767	1:44.964	8	34.832	1:46.914	8	44.189	1:45.308	8	54.772	1:46.095
3	20.429	2:02.884	3	34.444	1:50.270	3	47.938	1:49.263	3	1:02.431	1:50.444	3	1:16.786	1:49.867

**Lancaster Insurance MG Owners Club Championship  
LAP CHART - RACE 3**

(contd.)

Lap 6			Lap 7			Lap 8			Lap 9			Lap 10		
No	Behind	Laptime	No	Behind	Laptime	No	Behind	Laptime	No	Behind	Laptime	No	Behind	Laptime
44		1:34.729	44		1:35.263	44		1:35.359	44		1:35.133	44		1:35.495
6	1.209	1:35.122	6	1.343	1:35.397	6	1.523	1:35.539	6	1.420	1:35.030	6	0.466	1:34.541
77	6.673	1:37.448	77	8.141	1:36.731	77	9.506	1:36.724	77	11.466	1:37.093	77	13.140	1:37.169
57	11.950	1:36.529	57	13.022	1:36.335	57	14.652	1:36.989	57	16.641	1:37.122	57	17.086	1:35.940
36	12.644	1:37.134	36	13.458	1:36.077	36	15.454	1:37.355	59	17.144	1:36.450	59	17.467	1:35.818
59	12.959	1:36.622	59	13.633	1:35.937	59	15.827	1:37.553	36	17.489	1:37.168	36	18.162	1:36.168
23	14.299	1:38.538	23	15.908	1:36.872	23	16.923	1:36.374	23	17.914	1:36.124	23	19.542	1:37.123
2	22.700	1:38.665	2	25.949	1:38.512	3	1 LAP	1:59.567	2	32.723	1:38.978	2	35.994	1:38.766
18	23.566	1:38.064	18	27.064	1:38.761	2	28.878	1:38.288	18	32.924	1:38.112	18	36.557	1:39.128
1	24.417	1:38.315	16	28.215	1:38.060	18	29.945	1:38.240	16	35.396	1:38.985	16	38.360	1:38.459
16	25.418	1:38.677	1	28.215	1:39.061	1	31.270	1:38.414	1	35.619	1:39.482	1	38.905	1:38.781
37	31.773	1:41.132	37	37.765	1:41.255	16	31.544	1:38.688	3	1 LAP	1:53.874	28	53.483	1:39.942
28	33.914	1:41.129	28	38.917	1:40.266	28	43.991	1:40.433	28	49.036	1:40.178	37	53.708	1:39.824
21	41.752	1:51.430	21	48.006	1:41.517	37	44.272	1:41.866	37	49.379	1:40.240	3	1 LAP	1:53.054
26	45.581	1:42.025	26	51.967	1:41.649	21	54.712	1:42.065	21	1:01.692	1:42.113	21	1:08.840	1:42.643
8	1:05.468	1:45.425	8	1:14.202	1:43.997	26	58.522	1:41.914	26	1:25.156	2:01.767	26	1:31.530	1:41.869
25	1:06.459	1:46.702	25	1:15.111	1:43.915	8	1:22.372	1:43.529	8	1:31.723	1:44.484	8	1:41.031	1:44.803
3	1:31.112	1:49.055				25	1:23.523	1:43.771	25	1:32.824	1:44.434	25	1:41.774	1:44.445

## 2006 Formula Renault BARC Championship

### RACE CLASSIFICATION - RACE 4

POS	NO	CL	DRIVER	NAT	CAR	TIME	LAPS	GAP	MPH	BEST
1	85	20	Jordan OAKES	GBR	Eurotek Motorsport	15:10.326	12		111.80	1:14.691
2	3	20	Richard SINGLETON	GBR	Coles Racing	15:10.504	12	0.178	111.78	1:14.972
3	36	20	Craig COPELAND	GBR	Mark Burdett Motorsport	15:11.697	12	1.371	111.63	1:14.973
4	8	20	ROSSI	GBR	Worswick Engineering Ltd	15:13.332	12	3.006	111.43	1:14.831
5	11	20	James LITTLEJOHN	GBR	Hillspeed	15:14.047	12	3.721	111.35	1:15.019
6	25	20	Hywel LLOYD	GBR	C F Racing	15:15.938	12	5.612	111.12	1:15.190
7	14	20	Matt SHAWYER	GBR	Russell Racing	15:16.318	12	5.992	111.07	1:15.109
8	5	20	Andrew MEYRICK	GBR	Falcon Motorsport	15:21.886	12	11.560	110.40	1:14.515
9	12	20	Michael BROADHURST	GBR	Hillspeed	15:22.697	12	12.371	110.30	1:15.235
10	88	20	Michael VITULLI	GBR	Vitulli Racing	15:24.906	12	14.580	110.04	1:15.395
11	86	20	Emma SELWAY	GBR	Eurotek Motorsport	15:25.709	12	15.383	109.94	1:15.518
12	35	20	Thomas ARME	GBR	Mark Burdett Motorsport	15:29.997	12	19.671	109.44	1:15.889
13	2	20	David SCOTT	GBR	D S Motorsport	15:31.606	12	21.280	109.25	1:16.088
14	15	20	Martin BLOSS	GBR	Russell Racing	15:35.159	12	24.833	108.83	1:15.705
15	55	20	Chris LAMARE	GBR	Macob Motorsport	15:37.085	12	26.759	108.61	1:16.161
16	33	20	Ryan BORTHWICK	GBR	Borthwick Motorsports	15:39.752	12	29.426	108.30	1:16.330
17	97	20	Pierre RENOM	FRA	Mark Burdett Motorsport	15:45.769	12	35.443	107.61	1:16.764
18	98	20	Chris MURRAY	GBR	Welch Motorsport	15:52.327	12	42.001	106.87	1:17.541
19	9	20	Louis HAMILTON-SMITH	GBR	Jigsaw Engineering	16:02.710	12	52.384	105.72	1:16.764
20	4	20	Dean STONEMAN	GBR	Falcon Motorsport	16:03.841	12	53.515	105.59	1:17.387
21	7	CL	James HEFFERNAN	GBR	J H Motorsport	16:06.086	12	55.760	105.35	1:18.251
22	6	20	Robin PALMER	GBR	Falcon Motorsport	16:07.080	12	56.754	105.24	1:17.908
23	16	CL	Robert PEARSON	GBR	Driver	16:11.662	12	1:01.336	104.74	1:18.985
24	46	20	Gary FLETCHER	GBR	Russell Racing	16:13.497	12	1:03.171	104.55	1:18.688
25	21	CL	Mark TERRY	GBR	Reon Motorsport	16:14.327	12	1:04.001	104.46	1:19.023
26	41	CL	Adrian DIXON	GBR	Muzz Race	16:14.778	12	1:04.452	104.41	1:19.128
27	29	CL	Julie CLARK	GBR	Reon Motorsport	15:11.352	11	1 LAP	102.37	1:20.017
28	22	CL	Steve HANSLEMAN	GBR	Muzz Race	15:37.785	11	1 LAP	99.48	1:19.651
29	24	CL	Sarah LAMBERT	GBR	Muzz Race	15:27.493	10	2 LAPS	91.44	1:28.788

#### NOT CLASSIFIED

1	CL	Ian PEARSON	GBR	Driver	1:26.402	1	D.N.F.	98.16	1:26.402
19	20	Denis AUTIER	FRA	Mark Burdett Motorsport	1:27.163	1	D.N.F.	97.30	1:27.163
27	CL	Simon KEAST	GBR	Annex Technology Ltd		0	D.N.F.	N/A	

#### FASTEST LAP

5	20	Andrew MEYRICK		Falcon Motorsport	1:14.515	7	113.82mph	183.18kph
7	CL	James HEFFERNAN		J H Motorsport	1:18.251	12	108.39mph	174.43kph

**Cars 4, 12 & 27 - Transponders still not working - You have been warned !!!**  
**Weather / Track : Cloudy / Dry**  
**These results are provisional until the conclusion of any judicial and technical matters.**

Thruxton  
 Circuit Length = 2.3560 miles.  
 Start: 14:58 End: 15:13

Clerk of Course	Timekeeper:
-----------------	-------------

## 2006 Formula Renault BARC Championship LAP CHART - RACE 4

Lap 1			Lap 2			Lap 3			Lap 4			Lap 5		
No	Behind	Laptime	No	Behind	Laptime	No	Behind	Laptime	No	Behind	Laptime	No	Behind	Laptime
5		1:21.865	5		1:15.321	5		1:14.830	5		1:14.848	5		1:14.587
85	0.786	1:22.651	85	0.493	1:15.028	85	0.749	1:15.086	85	0.666	1:14.765	85	0.770	1:14.691
36	1.229	1:23.094	3	1.379	1:14.972	3	1.727	1:15.178	3	2.057	1:15.178	3	2.490	1:15.020
3	1.728	1:23.593	36	1.569	1:15.661	36	2.041	1:15.302	36	2.656	1:15.463	36	3.236	1:15.167
11	1.943	1:23.808	11	2.394	1:15.772	11	2.952	1:15.388	11	3.380	1:15.276	11	4.227	1:15.434
14	2.930	1:24.795	8	3.513	1:15.480	8	3.921	1:15.238	8	3.904	1:14.831	8	4.753	1:15.436
8	3.354	1:25.219	14	3.714	1:16.105	25	4.699	1:15.378	25	5.158	1:15.307	25	5.927	1:15.356
25	3.574	1:25.439	25	4.151	1:15.898	14	5.734	1:16.850	14	6.688	1:15.802	14	7.621	1:15.520
88	4.029	1:25.894	88	5.025	1:16.317	88	6.300	1:16.105	88	7.244	1:15.792	88	8.340	1:15.683
1	4.537	1:26.402	86	5.890	1:16.403	86	6.802	1:15.742	86	7.620	1:15.666	86	8.744	1:15.711
86	4.808	1:26.673	12	8.538	1:17.858	12	9.294	1:15.586	12	9.888	1:15.442	12	10.536	1:15.235
19	5.298	1:27.163	35	9.271	1:18.126	35	11.416	1:16.975	35	12.953	1:16.385	35	14.609	1:16.243
9	5.891	1:27.756	2	9.837	1:18.223	2	11.944	1:16.937	2	13.465	1:16.369	2	15.155	1:16.277
12	6.001	1:27.866	97	12.246	1:19.021	55	14.340	1:16.636	55	15.769	1:16.277	55	17.509	1:16.327
33	6.409	1:28.274	55	12.534	1:20.048	97	15.509	1:18.093	97	18.106	1:17.445	15	19.878	1:16.162
35	6.466	1:28.331	33	13.008	1:21.920	15	15.768	1:17.572	15	18.303	1:17.383	97	21.175	1:17.656
2	6.935	1:28.800	15	13.026	1:18.497	33	16.275	1:18.097	33	19.650	1:18.223	33	22.281	1:17.218
4	7.360	1:29.225	98	13.558	1:19.386	98	18.061	1:19.333	98	21.047	1:17.834	98	24.249	1:17.789
55	7.807	1:29.672	4	13.841	1:21.802	4	18.354	1:19.343	4	21.721	1:18.215	4	24.521	1:17.387
97	8.546	1:30.411	7	15.192	1:19.897	7	19.607	1:19.245	7	24.472	1:19.713	7	29.013	1:19.128
98	9.493	1:31.358	16	17.127	1:20.747	16	22.442	1:20.145	16	26.852	1:19.258	16	31.320	1:19.055
15	9.850	1:31.715	21	17.693	1:20.828	21	23.089	1:20.226	21	27.524	1:19.283	6	31.876	1:18.513
22	9.928	1:31.793	6	18.559	1:19.647	6	23.460	1:19.731	6	27.950	1:19.338	21	33.253	1:20.316
7	10.616	1:32.481	41	18.804	1:20.185	41	24.418	1:20.444	41	28.896	1:19.326	41	33.437	1:19.128
16	11.701	1:33.566	46	19.933	1:21.479	46	24.848	1:19.745	46	29.648	1:19.648	46	33.749	1:18.688
21	12.186	1:34.051	29	22.230	1:23.087	29	31.058	1:23.658	9	36.724	1:18.399	9	39.766	1:17.629
46	13.775	1:35.640	9	30.138	1:39.568	9	33.173	1:17.865	29	38.838	1:22.628	29	45.912	1:21.661
41	13.940	1:35.805	24	34.349	1:31.296	24	48.829	1:29.310	22	57.459	1:21.471	22	1:02.523	1:19.651
6	14.233	1:36.098	22	43.541	1:48.934	22	50.836	1:22.125	24	1:02.769	1:28.788			
29	14.464	1:36.329												
24	18.374	1:40.239												

Cars 4, 12 & 27 - Transponders still not working - You have been warned !!!  
Weather / Track : Cloudy / Dry

Thruxton  
Circuit Length = 2.3560 miles.  
Start: 14:58 End: 15:13

## 2006 Formula Renault BARC Championship LAP CHART - RACE 4

(contd.)

Lap 6			Lap 7			Lap 8			Lap 9			Lap 10		
No	Behind	Laptime	No	Behind	Laptime	No	Behind	Laptime	No	Behind	Laptime	No	Behind	Laptime
5		1:14.803	5		1:14.515	5		1:14.804	85		1:17.729	85		1:14.909
85	0.885	1:14.918	85	1.396	1:15.026	85	1.333	1:14.741	3	0.255	1:15.400	3	0.489	1:15.143
3	2.934	1:15.247	3	3.605	1:15.186	3	3.917	1:15.116	36	1.066	1:14.973	36	1.373	1:15.216
36	3.770	1:15.337	36	4.663	1:15.408	36	5.155	1:15.296	11	1.721	1:15.019	11	1.863	1:15.051
11	4.537	1:15.113	11	5.412	1:15.390	11	5.764	1:15.156	8	2.140	1:14.897	8	2.186	1:14.955
8	5.042	1:15.092	8	5.951	1:15.424	8	6.305	1:15.158	22	1 LAP	1:23.505	25	5.713	1:15.489
25	7.130	1:16.006	25	8.301	1:15.686	25	8.870	1:15.373	25	5.133	1:15.325	14	6.141	1:15.343
24	1 LAP	1:34.541	14	9.158	1:15.371	14	9.660	1:15.306	14	5.707	1:15.109	22	1 LAP	1:21.348
14	8.302	1:15.484	88	11.803	1:17.127	88	12.813	1:15.814	5	10.541	1:29.603	5	11.344	1:15.712
88	9.191	1:15.654	12	12.259	1:15.794	12	12.997	1:15.542	12	11.153	1:17.218	12	11.810	1:15.566
86	9.769	1:15.828	86	12.799	1:17.545	86	13.800	1:15.805	88	11.502	1:17.751	88	13.363	1:16.770
12	10.980	1:15.247	35	18.064	1:16.758	35	19.314	1:16.054	86	11.963	1:17.225	86	13.434	1:16.380
35	15.821	1:16.015	2	18.817	1:16.583	2	20.101	1:16.088	35	16.141	1:15.889	35	17.473	1:16.241
2	16.749	1:16.397	55	21.984	1:17.567	55	23.637	1:16.457	2	17.378	1:16.339	2	18.595	1:16.126
55	18.932	1:16.226	15	22.828	1:15.994	15	23.941	1:15.917	15	22.485	1:17.606	15	23.787	1:16.211
15	21.349	1:16.274	33	25.845	1:16.488	33	27.371	1:16.330	55	23.125	1:18.550	55	24.416	1:16.200
97	23.136	1:16.764	24	1 LAP	1:32.825	97	30.772	1:18.205	33	24.733	1:16.424	33	26.555	1:16.731
33	23.872	1:16.394	97	27.371	1:18.750	98	34.136	1:18.451	97	29.199	1:17.489	97	31.664	1:17.374
98	26.987	1:17.541	98	30.489	1:18.017	4	34.398	1:18.274	98	33.032	1:17.958	98	36.278	1:18.155
4	27.286	1:17.568	4	30.928	1:18.157	7	43.351	1:19.535	4	33.362	1:18.026	4	36.572	1:18.119
7	33.574	1:19.364	7	38.620	1:19.561	24	1 LAP	1:32.239	7	43.865	1:19.576	7	48.047	1:19.091
16	38.017	1:21.500	6	43.123	1:18.931	6	46.227	1:17.908	6	46.035	1:18.870	9	49.353	1:17.393
6	38.707	1:21.634	16	43.663	1:20.161	16	47.954	1:19.095	9	46.869	1:17.813	6	50.751	1:19.625
41	38.894	1:20.260	41	44.314	1:19.935	9	48.118	1:17.606	16	48.810	1:19.918	16	52.886	1:18.985
21	38.923	1:20.473	21	44.800	1:20.392	41	49.484	1:19.974	41	50.160	1:19.738	41	55.015	1:19.764
46	39.210	1:20.264	9	45.316	1:17.940	21	49.864	1:19.868	21	50.872	1:20.070	46	55.633	1:19.153
9	41.891	1:16.928	46	45.735	1:21.040	46	50.174	1:19.243	46	51.389	1:20.277	21	56.003	1:20.040
29	51.993	1:20.884	29	57.668	1:20.190	29	1:02.881	1:20.017	24	1 LAP	1:32.987	29	1:10.151	1:21.031
22	1:08.194	1:20.474	22	1:13.863	1:20.184				29	1:04.029	1:20.210	24	1 LAP	1:29.622

Cars 4, 12 & 27 - Transponders still not working - You have been warned !!!  
Weather / Track : Cloudy / Dry

Thrupton  
Circuit Length = 2.3560 miles.  
Start: 14:58 End: 15:13

## 2006 Formula Renault BARC Championship LAP CHART - RACE 4

(contd.)

Lap 11			Lap 12			Lap 13			Lap 14			Lap 15		
No	Behind	Laptime	No	Behind	Laptime	No	Behind	Laptime	No	Behind	Laptime	No	Behind	Laptime
85		1:14.767	85		1:16.015									
3	0.829	1:15.107	3	0.178	1:15.364									
36	1.717	1:15.111	29	1 LAP	1:21.657									
11	2.665	1:15.569	36	1.371	1:15.669									
8	2.961	1:15.542	8	3.006	1:16.060									
25	6.136	1:15.190	11	3.721	1:17.071									
14	6.519	1:15.145	25	5.612	1:15.491									
5	12.343	1:15.766	14	5.992	1:15.488									
12	12.822	1:15.779	5	11.560	1:15.232									
88	15.200	1:16.604	12	12.371	1:15.564									
86	15.880	1:17.213	88	14.580	1:15.395									
35	18.905	1:16.199	86	15.383	1:15.518									
22	1 LAP	1:24.455	24	2 LAPS	1:35.646									
2	20.071	1:16.243	35	19.671	1:16.781									
15	24.725	1:15.705	2	21.280	1:17.224									
55	25.810	1:16.161	15	24.833	1:16.123									
33	28.510	1:16.722	55	26.759	1:16.964									
97	34.175	1:17.278	22	1 LAP	1:23.845									
98	39.860	1:18.349	33	29.426	1:16.931									
4	50.846	1:29.041	97	35.443	1:17.283									
9	51.350	1:16.764	98	42.001	1:18.156									
7	53.524	1:20.244	9	52.384	1:17.049									
6	54.441	1:18.457	4	53.515	1:18.684									
16	57.647	1:19.528	7	55.760	1:18.251									
46	59.901	1:19.035	6	56.754	1:18.328									
41	1:00.459	1:20.211	16	1:01.336	1:19.704									
21	1:00.993	1:19.757	46	1:03.171	1:19.285									
			21	1:04.001	1:19.023									
			41	1:04.452	1:20.008									

Cars 4, 12 & 27 - Transponders still not working - You have been warned !!!  
Weather / Track : Cloudy / Dry

Thruxton  
Circuit Length = 2.3560 miles.  
Start: 14:58 End: 15:13

# Caterham Graduate Championship - Super Graduate

## RACE CLASSIFICATION - RACE 5

POS	NO	CL	DRIVER	NAT	CAR	TIME	LAPS	GAP	MPH	BEST
1	168		Trevor NEWMAN		Caterham	21:12.101	14		93.34	1:29.730
2	141		Edward BENSON		Caterham	21:14.764	14	2.663	93.14	1:29.458
3	109		Andrew ENNIS		Caterham	21:15.261	14	3.160	93.11	1:29.665
4	114		Mike SOLAN		Caterham	21:32.955	14	20.854	91.83	1:30.543
5	183		James SYKES		Caterham	21:33.279	14	21.178	91.81	1:30.386
6	157		Ben ROCKEY		Caterham	21:33.630	14	21.529	91.79	1:30.849
7	199		Andrew VICKERS		Caterham	21:33.879	14	21.778	91.77	1:29.947
8	190		Mark ROBERTS		Caterham	21:34.246	14	22.145	91.74	1:30.348
9	112		Mark GREGORY		Caterham	21:34.380	14	22.279	91.73	1:30.547
10	130		Andrew FLETCHER		Caterham	21:34.695	14	22.594	91.71	1:30.507
11	119		Nick WARNES		Caterham	21:35.448	14	23.347	91.66	1:30.181
12	177		Martin BOAKES		Caterham	21:45.346	14	33.245	90.96	1:31.311
13	181		David BERRY		Caterham	21:53.032	14	40.931	90.43	1:32.160
14	117		Andrew HAWKEN		Caterham	22:06.343	14	54.242	89.52	1:31.718
15	113		Damon ROSAMOND		Caterham	22:06.458	14	54.357	89.51	1:32.292
16	188		Chris ROME		Caterham	22:09.622	14	57.521	89.30	1:31.458
17	171		Robert WINROW		Caterham	22:15.253	14	1:03.152	88.92	1:33.367
18	191		Joe CAMPBELL		Caterham	22:16.572	14	1:04.471	88.84	1:31.643
19	173		Oliver BENJAMIN		Caterham Seven	22:16.921	14	1:04.820	88.81	1:32.516
20	169		Trevor CLARKE		Caterham	22:17.131	14	1:05.030	88.80	1:32.590
21	123		Ian NORTHEN		Caterham	22:17.150	14	1:05.049	88.80	1:32.487
22	131		Paul-anthony VIOLLET		Caterham	22:21.843	14	1:09.742	88.49	1:31.781
23	180		Stuart HENNIKER-SMIT		Caterham	22:36.429	14	1:24.328	87.54	1:33.315
24	147		Mohammed KHAN		Caterham	22:41.138	14	1:29.037	87.23	1:34.623
25	155		Hugh SMITH		Caterham	21:16.169	12	2 LAPS	79.75	1:32.228
FASTEST LAP										
141			Edward BENSON		Caterham	1:29.458	14	94.81mph		152.58kph

Weather / Track : Cloudy / Dry

These results are provisional until the conclusion of any judicial and technical matters.

Thruxton

Circuit Length = 2.3560 miles.

Start: 15:28 End: 15:50

Clerk of Course	Timekeeper:
-----------------	-------------

# Caterham Graduate Championship - Super Graduate

## LAP CHART - RACE 5

Lap 1			Lap 2			Lap 3			Lap 4			Lap 5		
No	Behind	Laptime	No	Behind	Laptime	No	Behind	Laptime	No	Behind	Laptime	No	Behind	Laptime
168		1:36.387	168		1:31.144	168		1:31.692	168		1:31.574	168		1:30.445
109	0.780	1:37.167	109	0.841	1:31.205	109	0.065	1:30.916	109	0.844	1:32.353	109	1.468	1:31.069
157	1.576	1:37.963	130	1.131	1:30.507	130	0.299	1:30.860	130	0.968	1:32.243	130	1.929	1:31.406
130	1.768	1:38.155	112	2.695	1:31.233	199	1.310	1:29.947	112	1.311	1:31.335	141	2.004	1:30.583
112	2.606	1:38.993	199	3.055	1:31.125	112	1.550	1:30.547	141	1.866	1:30.391	112	2.359	1:31.493
199	3.074	1:39.461	157	3.334	1:32.902	157	2.491	1:30.849	199	2.055	1:32.319	199	2.897	1:31.287
114	3.297	1:39.684	114	3.525	1:31.372	141	3.049	1:30.474	114	2.453	1:30.736	114	3.513	1:31.505
190	3.901	1:40.288	141	4.267	1:30.814	114	3.291	1:31.458	157	3.123	1:32.206	157	3.589	1:30.911
155	4.047	1:40.434	190	4.402	1:31.645	190	4.270	1:31.560	119	4.964	1:31.637	119	5.293	1:30.774
141	4.597	1:40.984	183	5.242	1:31.316	183	4.414	1:30.864	190	5.776	1:33.080	190	6.142	1:30.811
183	5.070	1:41.457	155	5.696	1:32.793	119	4.901	1:30.836	183	5.862	1:33.022	183	6.530	1:31.113
119	5.083	1:41.470	119	5.757	1:31.818	177	6.894	1:32.290	177	7.007	1:31.687	177	7.873	1:31.311
177	5.401	1:41.788	177	6.296	1:32.039	188	8.421	1:32.632	131	10.905	1:32.573	181	13.049	1:32.160
181	5.777	1:42.164	181	6.959	1:32.326	181	8.939	1:33.672	181	11.334	1:33.969	131	13.800	1:33.340
188	6.177	1:42.564	188	7.481	1:32.448	191	9.698	1:32.376	191	12.624	1:34.500	191	14.660	1:32.481
113	6.483	1:42.870	131	7.907	1:31.781	131	9.906	1:33.691	113	12.753	1:33.511	188	15.872	1:32.359
131	7.270	1:43.657	113	8.331	1:32.992	113	10.816	1:34.177	117	13.809	1:32.870	113	16.448	1:34.140
191	8.515	1:44.902	191	9.014	1:31.643	117	12.513	1:33.576	188	13.958	1:37.111	117	16.849	1:33.485
171	8.713	1:45.100	117	10.629	1:32.654	171	14.462	1:35.126	171	16.942	1:34.054	171	20.505	1:34.008
117	9.119	1:45.506	171	11.028	1:33.459	180	18.569	1:35.511	169	21.726	1:33.875	180	25.186	1:33.816
180	10.105	1:46.492	180	14.750	1:35.789	169	19.425	1:34.868	180	21.815	1:34.820	169	31.272	1:39.991
123	10.652	1:47.039	169	16.249	1:36.202	123	21.816	1:36.686	173	26.797	1:36.387	173	32.325	1:35.973
169	11.191	1:47.578	123	16.822	1:37.314	173	21.984	1:36.430	123	27.159	1:36.917	123	32.443	1:35.729
173	11.614	1:48.001	173	17.246	1:36.776	147	22.220	1:35.798	147	27.634	1:36.988	147	33.131	1:35.942
147	12.167	1:48.554	147	18.114	1:37.091				155	1 LAP	3:51.654P	155	1 LAP	1:46.065

# Caterham Graduate Championship - Super Graduate

## LAP CHART - RACE 5

(contd.)

Lap 6			Lap 7			Lap 8			Lap 9			Lap 10		
No	Behind	Laptime	No	Behind	Laptime	No	Behind	Laptime	No	Behind	Laptime	No	Behind	Laptime
168		1:30.244	168		1:30.299	168		1:29.877	168		1:29.968	168		1:30.197
109	0.889	1:29.665	141	0.858	1:29.603	109	1.116	1:30.128	109	1.499	1:30.351	141	1.944	1:30.417
141	1.554	1:29.794	109	0.865	1:30.275	141	1.112	1:30.131	141	1.724	1:30.580	109	2.347	1:31.045
199	3.606	1:30.953	199	5.164	1:31.857	114	6.861	1:30.543	114	9.578	1:32.685	114	11.762	1:32.381
112	3.886	1:31.771	130	5.214	1:31.058	199	7.434	1:32.147	199	9.843	1:32.377	183	12.934	1:32.862
130	4.455	1:32.770	114	6.195	1:31.510	183	8.726	1:30.801	183	10.269	1:31.511	199	13.392	1:33.746
114	4.984	1:31.715	119	6.463	1:30.419	130	8.960	1:33.623	130	10.790	1:31.798	130	13.444	1:32.851
157	6.044	1:32.699	112	6.632	1:33.045	112	9.662	1:32.907	112	11.079	1:31.385	157	13.507	1:32.185
190	6.246	1:30.348	157	7.532	1:31.787	190	9.750	1:31.636	157	11.519	1:31.307	190	13.786	1:32.007
119	6.343	1:31.294	183	7.802	1:31.429	157	10.180	1:32.525	190	11.976	1:32.194	112	13.872	1:32.990
183	6.672	1:30.386	190	7.991	1:32.044	177	13.654	1:33.095	177	16.460	1:32.774	177	19.164	1:32.901
177	9.131	1:31.502	177	10.436	1:31.604	119	17.482	1:40.896	119	19.022	1:31.508	119	19.839	1:31.014
181	15.757	1:32.952	181	18.790	1:33.332	181	22.625	1:33.712	181	25.358	1:32.701	181	28.341	1:33.180
131	16.418	1:32.862	113	24.891	1:36.694	117	29.280	1:32.409	117	34.654	1:35.342	117	38.485	1:34.028
191	17.927	1:33.511	117	26.748	1:38.724	113	29.378	1:34.364	113	34.772	1:35.362	113	39.004	1:34.429
188	18.004	1:32.376	171	29.922	1:35.502	171	34.519	1:34.474	171	39.311	1:34.760	171	43.991	1:34.877
117	18.323	1:31.718	191	35.734	1:48.106	191	40.141	1:34.284	188	44.084	1:31.458	191	47.571	1:32.735
113	18.496	1:32.292	180	36.280	1:35.763	131	40.415	1:33.326	191	45.033	1:34.860	188	47.938	1:34.051
171	24.719	1:34.458	131	36.966	1:50.847	180	40.695	1:34.292	131	45.291	1:34.844	173	48.567	1:32.716
180	30.816	1:35.874	173	39.894	1:34.875	188	42.594	1:32.234	173	46.048	1:32.516	180	49.271	1:33.315
173	35.318	1:33.237	188	40.237	1:52.532	173	43.500	1:33.483	180	46.153	1:35.426	169	49.485	1:32.590
169	35.997	1:34.969	169	40.671	1:34.973	169	43.686	1:32.892	169	47.092	1:33.374	123	50.187	1:32.913
123	37.334	1:35.135	123	41.392	1:34.357	123	44.952	1:33.437	123	47.471	1:32.487	131	55.120	1:40.026
147	38.299	1:35.412	147	42.623	1:34.623	147	48.189	1:35.443	147	55.818	1:37.597	147	1:03.380	1:37.759
155	1 LAP	1:33.243	155	1 LAP	1:32.404	155	1 LAP	1:32.474	155	1 LAP	1:32.685	155	1 LAP	1:32.228

# Caterham Graduate Championship - Super Graduate

## LAP CHART - RACE 5

(contd.)

Lap 11			Lap 12			Lap 13			Lap 14			Lap 15		
No	Behind	Laptime	No	Behind	Laptime	No	Behind	Laptime	No	Behind	Laptime	No	Behind	Laptime
168		1:29.746	168		1:29.974	168		1:29.730	168		1:30.824			
141	2.289	1:30.091	141	2.896	1:30.581	109	3.716	1:29.722	141	2.663	1:29.458			
109	2.513	1:29.912	109	3.724	1:31.185	141	4.029	1:30.863	109	3.160	1:30.268			
114	14.621	1:32.605	183	17.379	1:32.433	114	19.640	1:31.683	155	2 LAPS	1:36.641			
183	14.920	1:31.732	114	17.687	1:33.040	199	19.710	1:31.350	114	20.854	1:32.038			
157	15.442	1:31.681	199	18.090	1:32.458	190	20.418	1:31.682	183	21.178	1:31.078			
199	15.606	1:31.960	190	18.466	1:32.445	157	20.645	1:31.477	157	21.529	1:31.708			
190	15.995	1:31.955	157	18.898	1:33.430	183	20.924	1:33.275	199	21.778	1:32.892			
130	17.688	1:33.990	112	19.438	1:31.584	130	21.436	1:31.702	190	22.145	1:32.551			
112	17.828	1:33.702	130	19.464	1:31.750	112	21.624	1:31.916	112	22.279	1:31.479			
119	21.525	1:31.432	119	22.298	1:30.747	119	23.990	1:31.422	130	22.594	1:31.982			
177	22.114	1:32.696	177	26.038	1:33.898	177	30.068	1:33.760	119	23.347	1:30.181			
181	32.171	1:33.576	181	35.915	1:33.718	181	38.828	1:32.643	177	33.245	1:34.001			
117	42.120	1:33.381	117	47.111	1:34.965	113	50.973	1:33.314	181	40.931	1:32.927			
113	42.450	1:33.192	113	47.389	1:34.913	117	51.528	1:34.147	117	54.242	1:33.538			
171	48.784	1:34.539	188	53.195	1:32.540	188	56.290	1:32.825	113	54.357	1:34.208			
188	50.629	1:32.437	171	53.647	1:34.837	171	57.284	1:33.367	188	57.521	1:32.055			
173	52.170	1:33.349	191	56.224	1:34.011	191	1:01.095	1:34.601	171	1:03.152	1:36.692			
191	52.187	1:34.362	173	56.533	1:34.337	173	1:01.377	1:34.574	191	1:04.471	1:34.200			
169	52.796	1:33.057	169	56.684	1:33.862	123	1:01.457	1:33.756	173	1:04.820	1:34.267			
123	53.058	1:32.617	123	57.431	1:34.347	169	1:01.481	1:34.527	169	1:05.030	1:34.373			
180	58.801	1:39.276	131	1:02.906	1:34.064	131	1:07.089	1:33.913	123	1:05.049	1:34.416			
131	58.816	1:33.442	180	1:14.214	1:45.387	180	1:19.902	1:35.418	131	1:09.742	1:33.477			
147	1:10.541	1:36.907	147	1:17.447	1:36.880	147	1:23.623	1:35.906	180	1:24.328	1:35.250			
155	1 LAP	1:32.453	155	1 LAP	1:33.095				147	1:29.037	1:36.238			

# Kumho BMW Championship

## RACE CLASSIFICATION - RACE 6

POS	NO	CL	DRIVER	NAT	CAR	TIME	LAPS	GAP	MPH	BEST
1	1	A	Rick KERRY		BMW M3 Evo	12:58.945	9		97.99	1:24.445
2	2	A	Richard MALLINSON		BMW E30 M3	13:03.731	9	4.786	97.39	1:25.117
3	32	B	Garrie WHITTAKER		BMW M3 E30	13:15.736	9	16.791	95.92	1:27.612
4	3	A	Paul WINTER		BMW M3 Evo	13:15.837	9	16.892	95.91	1:26.978
5	6	A	Colin WHITMORE		BMW E36 M3	13:22.658	9	23.713	95.10	1:27.671
6	42	B	Ian CRISP		BMW E30 325	13:43.405	9	44.460	92.70	1:29.362
7	22	B	Evelyne BUANIC		BMW M3 E30	13:43.811	9	44.866	92.66	1:29.479
8	44	C	James PERROTT		BMW 325i	13:47.451	9	48.506	92.25	1:30.242
9	25	B	Trevor FORD		BMW M3 E30	13:52.858	9	53.913	91.65	1:30.751
10	74	D	Aktar hussain MATIN		BMW 318 E36 Coupe	13:50.565	8	1 LAP	81.69	1:40.669
11	28	B	Adrian GILBERT		BMW M3 E36 2DR	13:57.543	8	1 LAP	81.01	1:42.514

### NOT CLASSIFIED

5	A	Ian HILL		BMW E36 M3		0	D.N.F.	N/A
9	A	Ian MUNNS		BMW M3		0	D.N.F.	N/A
41	C	Stuart LAWS		BMW 325 E30		0	D.N.F.	N/A

### FASTEST LAP

1	A	Rick KERRY		BMW M3 Evo	1:24.445	2	100.43mph	161.64kph
32	B	Garrie WHITTAKER		BMW M3 E30	1:27.612	5	96.80mph	155.79kph
44	C	James PERROTT		BMW 325i	1:30.242	7	93.98mph	151.25kph
74	D	Aktar hussain MATIN		BMW 318 E36 Coupe	1:40.669	4	84.25mph	135.59kph

Weather / Track : Cloudy / Dry

These results are provisional until the conclusion of any judicial and technical matters.

Thruxton

Circuit Length = 2.3560 miles.

Start: 16:12 End: 16:25

Clerk of Course	Timekeeper:
-----------------	-------------

# Kumho BMW Championship

## LAP CHART - RACE 6

Lap 1			Lap 2			Lap 3			Lap 4			Lap 5		
No	Behind	Laptime	No	Behind	Laptime	No	Behind	Laptime	No	Behind	Laptime	No	Behind	Laptime
1		1:30.326	1		1:24.445	1		1:25.272	1		1:24.869	1		1:25.885
2	0.480	1:30.806	2	1.152	1:25.117	2	1.373	1:25.493	2	2.857	1:26.353	2	3.159	1:26.187
32	2.336	1:32.662	3	5.301	1:26.978	3	7.889	1:27.860	3	11.178	1:28.158	3	13.254	1:27.961
3	2.768	1:33.094	32	6.105	1:28.214	32	9.162	1:28.329	32	11.980	1:27.687	32	13.707	1:27.612
6	5.040	1:35.366	6	8.753	1:28.158	6	11.152	1:27.671	6	14.338	1:28.055	6	17.195	1:28.742
44	7.060	1:37.386	44	13.716	1:31.101	44	19.405	1:30.961	44	26.184	1:31.648	44	31.071	1:30.772
22	7.805	1:38.131	22	14.332	1:30.972	22	20.414	1:31.354	22	26.564	1:31.019	22	31.894	1:31.215
42	8.961	1:39.287	42	14.873	1:30.357	42	20.713	1:31.112	42	26.980	1:31.136	42	32.385	1:31.290
25	9.581	1:39.907	25	17.044	1:31.908	25	22.548	1:30.776	25	29.030	1:31.351	25	34.759	1:31.614
28	20.671	1:50.997	28	40.037	1:43.811	28	58.232	1:43.467	74	1:15.843	1:40.669			
74	22.779	1:53.105	74	41.987	1:43.653	74	1:00.043	1:43.328	28	1:17.355	1:43.992			

# Kumho BMW Championship

## LAP CHART - RACE 6

(contd.)

Lap 6			Lap 7			Lap 8			Lap 9			Lap 10		
No	Behind	Laptime	No	Behind	Laptime	No	Behind	Laptime	No	Behind	Laptime	No	Behind	Laptime
1		1:26.618	1		1:26.299	1		1:27.413	1		1:27.818			
74	1 LAP	1:41.455	2	5.900	1:26.737	2	5.490	1:27.003	2	4.786	1:27.114			
2	5.462	1:28.921	32	16.606	1:27.662	32	16.897	1:27.704	32	16.791	1:27.712			
28	1 LAP	1:45.159	3	16.808	1:28.333	3	17.137	1:27.742	3	16.892	1:27.573			
3	14.774	1:28.138	74	1 LAP	1:40.917	6	22.728	1:28.462	6	23.713	1:28.803			
32	15.243	1:28.154	6	21.679	1:28.792	74	1 LAP	1:42.477	42	44.460	1:30.522			
6	19.186	1:28.609	28	1 LAP	1:44.378	22	41.490	1:30.200	22	44.866	1:31.194			
44	35.009	1:30.556	22	38.703	1:29.479	42	41.756	1:29.725	44	48.506	1:30.469			
22	35.523	1:30.247	44	38.952	1:30.242	28	1 LAP	1:43.225	74	1 LAP	1:44.961			
42	36.381	1:30.614	42	39.444	1:29.362	44	45.855	1:34.316	25	53.913	1:32.687			
25	40.299	1:32.158	25	45.706	1:31.706	25	49.044	1:30.751	28	1 LAP	1:42.514			

Weather / Track : Cloudy / Dry

Thruxton  
 Circuit Length = 2.3560 miles.  
 Start: 16:12 End: 16:25

# Lancaster Insurance MG Owners Club Championship

## RACE CLASSIFICATION - RACE 7

POS	NO	CL	DRIVER	NAT	CAR	TIME	LAPS	GAP	MPH	BEST
1	3	Z	Doug COLE		MG ZR	15:54.880	10		88.82	1:34.147
2	2	Z	Scott TANNER		MG ZR	16:01.501	10	6.621	88.21	1:34.432
3	12	Z	Nick GOLHAR		MG ZR	16:05.832	10	10.952	87.81	1:35.191
4	27	Z	Adrian OLSSON		MG ZR	16:07.802	10	12.922	87.63	1:34.310
5	69	B	Nicholas ARDEN		MG Maestro	16:23.579	10	28.699	86.23	1:36.502
6	42	B	Peter FIDDES		MG Maestro	16:25.098	10	30.218	86.09	1:37.181
7	1	B	Andy CAMPBELL		MG Montego Est	16:28.467	10	33.587	85.80	1:37.191
8	68	B	Lee SULLIVAN		MG Maestro	16:39.219	10	44.339	84.88	1:36.166
9	4	B	Simon BYRNE		MG Maestro	16:39.898	10	45.018	84.82	1:37.485
10	83	Z	Andrew SETTERFIELD		MG ZR	16:43.647	10	48.767	84.50	1:37.507
11	21	B	Henry SHARPE		MG Maestro	16:43.899	10	49.019	84.48	1:38.672
12	9	B	Andrew ROBINSON		MG Maestro	16:48.485	10	53.605	84.10	1:38.338
13	48	B	Ulric SCOTT		MG Maestro	16:55.801	10	1:00.921	83.49	1:39.563
14	19	B	Philip EMSLEY		MG Maestro	16:56.170	10	1:01.290	83.46	1:39.019
15	37	B	Mark HALSALL		MG Maestro	16:56.825	10	1:01.945	83.41	1:38.830
16	10	B	William SHARPE		MG Maestro	17:18.381	10	1:23.501	81.68	1:37.153
17	18	B	Stratton MACKAY		MG Maestro	17:31.343	10	1:36.463	80.67	1:40.298
18	29	B	Richard WATERMAN		MG Maestro	15:59.289	9	1 LAP	79.57	1:44.267
19	84	B	David BURWOOD		MG Maestro	17:34.189	9	1 LAP	72.41	1:53.514

### NOT CLASSIFIED

13	B	Alan JACKSON	MG Maestro	11:53.108	7	D.N.F.	83.25	1:38.936
22	B	Paul CLACKETT	MG Maestro	5:16.952	3	D.N.F.	80.28	1:40.551
88	Z	Martin GILCHRIST	MG ZR	1:43.787	1	D.N.F.	81.72	1:43.787

### FASTEST LAP

3	Z	Doug COLE	MG ZR	1:34.147	2	90.08mph	144.98kph
68	B	Lee SULLIVAN	MG Maestro	1:36.166	5	88.19mph	141.94kph

Weather / Track : Cloudy / Dry

These results are provisional until the conclusion of any judicial and technical matters.

Thruxton

Circuit Length = 2.3560 miles.

Start: 16:39 End: 16:55

Clerk of Course	Timekeeper:
-----------------	-------------

**Lancaster Insurance MG Owners Club Championship  
LAP CHART - RACE 7**

Lap 1			Lap 2			Lap 3			Lap 4			Lap 5		
No	Behind	Laptime	No	Behind	Laptime	No	Behind	Laptime	No	Behind	Laptime	No	Behind	Laptime
3		1:42.283	3		1:34.147	3		1:34.271	3		1:34.685	3		1:34.776
27	0.161	1:42.444	2	1.750	1:34.716	2	2.143	1:34.664	2	2.419	1:34.961	2	2.314	1:34.671
2	1.181	1:43.464	12	5.392	1:35.974	12	6.312	1:35.191	12	7.352	1:35.725	12	8.423	1:35.847
88	1.504	1:43.787	42	6.409	1:38.254	42	9.759	1:37.621	27	12.399	1:35.584	27	11.933	1:34.310
42	2.302	1:44.585	10	6.860	1:37.713	69	11.036	1:38.121	42	13.231	1:38.157	42	15.915	1:37.460
10	3.294	1:45.577	69	7.186	1:37.836	27	11.500	1:36.053	69	14.014	1:37.663	69	16.490	1:37.252
69	3.497	1:45.780	27	9.718	1:43.704	10	11.824	1:39.235	10	14.502	1:37.363	10	16.879	1:37.153
12	3.565	1:45.848	68	10.555	1:38.763	68	13.673	1:37.389	68	15.496	1:36.508	68	16.886	1:36.166
4	4.913	1:47.196	4	11.435	1:40.669	4	14.649	1:37.485	1	17.799	1:37.192	1	20.915	1:37.892
68	5.939	1:48.222	1	11.955	1:40.081	1	15.292	1:37.608	4	19.128	1:39.164	4	22.504	1:38.152
1	6.021	1:48.304	21	12.724	1:39.415	21	17.445	1:38.992	21	22.068	1:39.308	21	25.964	1:38.672
9	7.231	1:49.514	9	13.706	1:40.622	9	18.001	1:38.566	9	22.963	1:39.647	9	26.525	1:38.338
21	7.456	1:49.739	48	15.978	1:40.878	37	21.819	1:39.505	83	27.375	1:39.384	83	32.215	1:39.616
48	9.247	1:51.530	37	16.585	1:39.921	48	22.199	1:40.492	37	27.997	1:40.863	37	32.800	1:39.579
13	9.928	1:52.211	13	17.130	1:41.349	83	22.676	1:39.339	48	29.038	1:41.524	48	33.962	1:39.700
37	10.811	1:53.094	83	17.608	1:39.883	13	23.702	1:40.843	13	29.642	1:40.625	13	34.696	1:39.830
83	11.872	1:54.155	19	19.247	1:40.918	19	25.704	1:40.728	19	32.587	1:41.568	19	37.860	1:40.049
18	11.931	1:54.214	22	19.971	1:40.629	22	26.251	1:40.551	29	48.196	1:46.187	29	58.422	1:45.002
19	12.476	1:54.759	29	25.206	1:45.006	29	36.694	1:45.759	18	53.455	1:41.115	18	59.392	1:40.713
22	13.489	1:55.772	18	36.781	1:58.997	18	47.025	1:44.515	84	1:32.884	1:55.246			
29	14.347	1:56.630	84	50.536	1:57.422	84	1:12.323	1:56.058						
84	27.261	2:09.544												

# Lancaster Insurance MG Owners Club Championship

## LAP CHART - RACE 7

(contd.)

Lap 6			Lap 7			Lap 8			Lap 9			Lap 10		
No	Behind	Laptime	No	Behind	Laptime	No	Behind	Laptime	No	Behind	Laptime	No	Behind	Laptime
3		1:34.429	3		1:34.600	3		1:34.519	3		1:35.352	3		1:35.818
2	2.317	1:34.432	2	3.132	1:35.415	2	3.459	1:34.846	2	5.211	1:37.104	29	1 LAP	1:47.004
12	9.277	1:35.283	12	9.992	1:35.315	12	10.750	1:35.277	12	10.989	1:35.591	2	6.621	1:37.228
27	12.583	1:35.079	27	13.077	1:35.094	27	13.733	1:35.175	27	13.868	1:35.487	12	10.952	1:35.781
42	19.038	1:37.552	69	21.829	1:36.502	69	24.970	1:37.660	69	27.025	1:37.407	27	12.922	1:34.872
84	1 LAP	1:55.581	42	22.200	1:37.762	42	26.474	1:38.793	42	28.855	1:37.733	69	28.699	1:37.492
69	19.927	1:37.866	68	22.892	1:37.203	1	29.350	1:37.578	1	31.752	1:37.754	42	30.218	1:37.181
68	20.289	1:37.832	1	26.291	1:37.214	68	33.733	1:45.360	4	39.789	1:40.824	1	33.587	1:37.653
10	22.145	1:39.695	4	30.266	1:38.712	4	34.317	1:38.570	68	40.426	1:42.045	68	44.339	1:39.731
1	23.677	1:37.191	10	34.027	1:46.482	21	40.966	1:39.056	21	45.275	1:39.661	4	45.018	1:41.047
4	26.154	1:38.079	9	36.100	1:39.618	83	43.916	1:39.471	83	46.414	1:37.850	83	48.767	1:38.171
21	30.691	1:39.156	21	36.429	1:40.338	9	43.917	1:42.336	9	48.778	1:40.213	21	49.019	1:39.562
9	31.082	1:38.986	83	38.964	1:38.271	10	48.361	1:48.853	48	56.222	1:41.077	9	53.605	1:40.645
83	35.293	1:37.507	84	1 LAP	1:56.825	37	48.938	1:40.443	37	56.351	1:42.765	48	1:00.921	1:40.517
37	37.201	1:38.830	37	43.014	1:40.413	48	50.497	1:40.765	19	58.089	1:39.371	19	1:01.290	1:39.019
48	39.096	1:39.563	13	43.917	1:38.936	19	54.070	1:39.272	10	1:05.877	1:52.868	37	1:01.945	1:41.412
13	39.581	1:39.314	48	44.251	1:39.755	84	1 LAP	1:55.123	84	1 LAP	1:54.876	10	1:23.501	1:53.442
19	43.661	1:40.230	19	49.317	1:40.256	18	1:19.672	1:42.577	18	1:28.921	1:44.601	18	1:36.463	1:43.360
18	1:05.916	1:40.953	18	1:11.614	1:40.298	29	1:28.575	1:44.875				84	1 LAP	1:53.514
29	1:08.260	1:44.267	29	1:18.219	1:44.559									

# Caterham Graduate Championship - Mega Graduate Class

## RACE CLASSIFICATION - RACE 8

POS	NO	CL	DRIVER	NAT	CAR	TIME	LAPS	GAP	MPH	BEST
1	31		James WALKER		Caterham	20:49.916	14		95.00	1:27.766
2	48		Oliver JACKSON		Caterham	20:52.162	14	2.246	94.83	1:26.811
3	8		Paul HUDSON		Caterham	20:53.147	14	3.231	94.75	1:27.878
4	19		Tim JUMP		Caterham	20:53.198	14	3.282	94.75	1:27.552
5	22		Danny NASH		Caterham	20:54.415	14	4.499	94.66	1:27.684
6	9		Mike WELBURN		Caterham	20:55.918	14	6.002	94.54	1:27.793
7	2		Martin AMISON		Caterham	21:02.864	14	12.948	94.02	1:27.481
8	35		Nick HARYETT		Caterham	21:04.760	14	14.844	93.88	1:27.743
9	29		Keith CHANTER		Caterham	21:07.161	14	17.245	93.70	1:27.776
10	37		Toby BRIANT		Caterham	21:10.153	14	20.237	93.48	1:28.473
11	32		Declan DOLAN		Caterham	21:10.670	14	20.754	93.44	1:28.464
12	4		Nick FROST		Caterham	21:11.420	14	21.504	93.39	1:28.402
13	10		John PARKER		Caterham	21:11.839	14	21.923	93.36	1:28.673
14	3		Paul MANYWEATHERS		Caterham	21:12.001	14	22.085	93.35	1:28.704
15	26		Glyn DAVIES		Caterham	21:12.059	14	22.143	93.34	1:28.492
16	13		Michael j FESEMEYER		Caterham	21:12.501	14	22.585	93.31	1:28.736
17	45		Jamie BASHALL		Caterham	21:22.036	14	32.120	92.62	1:28.286
18	27		James BARLOW		Caterham	21:34.016	14	44.100	91.76	1:29.109
19	23		Louis REDSHAW		Caterham	21:34.172	14	44.256	91.75	1:30.303
20	30		Bob WILSON		Caterham	21:35.859	14	45.943	91.63	1:29.249
21	40		Chris AWCOCK		Caterham	21:36.420	14	46.504	91.59	1:29.658
22	17		Tom OVERTON		Caterham	22:19.318	14	1:29.402	88.65	1:33.980
23	38		Matthew GILLBANKS		Caterham	21:41.303	12	2 LAPS	78.21	1:31.099
NOT CLASSIFIED										
28			Chris FOX		Caterham	18:03.751	12	D.N.F.	93.91	1:28.194
47			David O'CARROLL		Caterham	13:33.748	9	D.N.F.	93.80	1:28.199
FASTEST LAP										
48			Oliver JACKSON		Caterham	1:26.811	11	97.70mph		157.23kph

Weather / Track : Cloudy / Dry

These results are provisional until the conclusion of any judicial and technical matters.

Thruxton

Circuit Length = 2.3560 miles.

Start: 17:13 End: 17:34

Clerk of Course	Timekeeper:
-----------------	-------------

# Caterham Graduate Championship - Mega Graduate Class

## LAP CHART - RACE 8

Lap 1			Lap 2			Lap 3			Lap 4			Lap 5		
No	Behind	Laptime	No	Behind	Laptime	No	Behind	Laptime	No	Behind	Laptime	No	Behind	Laptime
48		1:35.002	31		1:29.838	48		1:29.799	31		1:28.841	31		1:28.396
31	0.101	1:35.103	48	0.254	1:30.193	31	0.155	1:30.208	48	0.180	1:29.176	48	0.365	1:28.581
8	0.477	1:35.479	8	0.502	1:29.964	19	0.525	1:29.545	19	0.578	1:29.049	19	0.941	1:28.759
19	0.918	1:35.920	19	1.033	1:30.054	2	0.732	1:29.397	2	1.023	1:29.287	2	1.239	1:28.612
2	1.364	1:36.366	2	1.388	1:29.963	8	1.021	1:30.572	8	1.417	1:29.392	8	1.715	1:28.694
9	1.946	1:36.948	9	2.043	1:30.036	9	1.049	1:29.059	9	1.891	1:29.838	22	2.181	1:28.237
22	2.426	1:37.428	22	2.672	1:30.185	22	1.498	1:28.879	22	2.340	1:29.838	9	2.415	1:28.920
28	2.995	1:37.997	28	2.824	1:29.768	28	1.849	1:29.078	32	2.556	1:28.774	32	2.624	1:28.464
47	3.277	1:38.279	47	2.929	1:29.591	47	2.359	1:29.483	47	3.309	1:29.946	28	3.449	1:28.221
32	3.946	1:38.948	32	2.937	1:28.930	32	2.778	1:29.894	28	3.624	1:30.771	47	3.886	1:28.973
29	4.635	1:39.637	4	3.437	1:28.402	4	2.918	1:29.534	4	3.894	1:29.972	4	4.407	1:28.909
4	4.974	1:39.976	29	3.897	1:29.201	29	3.826	1:29.982	35	4.686	1:29.529	29	4.640	1:27.776
3	5.288	1:40.290	3	4.628	1:29.279	3	3.826	1:29.251	3	4.863	1:30.033	35	4.940	1:28.650
35	6.192	1:41.194	35	5.476	1:29.223	35	4.153	1:28.730	29	5.260	1:30.430	3	5.420	1:28.953
10	6.438	1:41.440	10	6.093	1:29.594	10	5.278	1:29.238	10	5.876	1:29.594	10	6.237	1:28.757
17	7.011	1:42.013	37	7.666	1:29.919	37	7.301	1:29.688	45	9.181	1:28.286	37	9.591	1:28.632
38	7.207	1:42.209	27	8.144	1:29.737	27	7.767	1:29.676	37	9.355	1:31.050	45	9.729	1:28.944
26	7.205	1:42.207	26	9.120	1:31.854	26	9.171	1:30.104	26	10.146	1:29.971	13	11.599	1:29.253
37	7.686	1:42.688	38	9.171	1:31.903	45	9.891	1:29.009	13	10.742	1:29.517	26	12.279	1:30.529
27	8.346	1:43.348	13	9.681	1:30.673	13	10.221	1:30.593	23	14.407	1:30.859	23	17.789	1:31.778
13	8.947	1:43.949	45	10.935	1:31.698	23	12.544	1:30.687	30	19.738	1:32.713	40	24.503	1:31.818
23	9.039	1:44.041	23	11.910	1:32.810	38	13.587	1:34.469	38	21.073	1:36.482	30	24.947	1:33.605
45	9.176	1:44.178	30	13.760	1:33.696	30	16.021	1:32.314	40	21.081	1:33.649	27	25.579	1:30.549
30	10.003	1:45.005	40	14.381	1:33.698	40	16.428	1:32.100	27	23.426	1:44.655	17	35.546	1:34.815
40	10.622	1:45.624	17	15.277	1:38.205	17	22.008	1:36.784	17	29.127	1:36.115			

# Caterham Graduate Championship - Mega Graduate Class

## LAP CHART - RACE 8

(contd.)

Lap 6			Lap 7			Lap 8			Lap 9			Lap 10		
No	Behind	Laptime	No	Behind	Laptime	No	Behind	Laptime	No	Behind	Laptime	No	Behind	Laptime
31		1:28.814	31		1:28.966	31		1:29.515	8		1:28.598	31		1:28.562
48	0.177	1:28.626	48	0.168	1:28.957	8	0.270	1:29.059	31	0.081	1:28.949	8	0.431	1:29.074
8	1.308	1:28.407	8	0.726	1:28.384	19	2.283	1:29.634	22	2.561	1:28.805	19	3.066	1:28.836
19	1.679	1:29.552	19	2.164	1:29.451	22	2.624	1:29.910	19	2.873	1:29.458	22	3.293	1:29.375
22	1.948	1:28.581	22	2.229	1:29.247	32	3.360	1:30.488	2	3.156	1:28.636	2	3.429	1:28.916
2	2.015	1:29.590	32	2.387	1:28.527	2	3.388	1:30.298	9	3.708	1:29.043	9	3.614	1:28.549
32	2.826	1:29.016	2	2.605	1:29.556	9	3.533	1:30.004	32	4.712	1:30.220	48	6.796	1:27.667
9	3.340	1:29.739	9	3.044	1:28.670	47	4.000	1:29.783	28	5.118	1:29.867	29	7.744	1:30.875
28	4.369	1:29.734	47	3.732	1:28.199	28	4.119	1:28.194	47	5.199	1:30.067	28	7.992	1:31.517
47	4.499	1:29.427	28	5.440	1:30.037	29	5.078	1:28.590	29	5.512	1:29.302	35	9.918	1:29.326
4	4.497	1:28.904	29	6.003	1:30.075	48	8.920	1:38.267	48	7.772	1:27.720	3	12.213	1:30.488
29	4.894	1:29.068	35	8.261	1:32.149	35	9.998	1:31.252	35	9.235	1:28.105	10	12.532	1:30.880
35	5.078	1:28.952	10	8.867	1:30.978	10	10.490	1:31.138	10	10.295	1:28.673	4	15.404	1:30.219
3	5.499	1:28.893	3	9.280	1:32.747	3	10.532	1:30.767	3	10.368	1:28.704	37	16.013	1:31.343
10	6.855	1:29.432	37	13.298	1:31.888	4	13.144	1:29.330	37	13.313	1:28.473	32	16.682	1:40.613
37	10.376	1:29.599	4	13.329	1:37.798	37	13.708	1:29.925	4	13.828	1:29.552	26	17.038	1:31.340
26	13.338	1:29.873	26	13.943	1:29.571	26	14.165	1:29.737	26	14.341	1:29.044	13	17.068	1:30.688
13	14.277	1:31.492	13	15.416	1:30.105	13	15.155	1:29.254	13	15.023	1:28.736	45	25.946	1:30.895
45	18.926	1:38.011	23	20.638	1:30.303	38	2 LAPS	1:59.498	45	23.694	1:29.772	23	31.930	1:35.564
23	19.301	1:30.326	45	20.752	1:30.792	23	22.215	1:31.092	38	2 LAPS	1:36.254	38	2 LAPS	1:37.075
40	27.406	1:31.717	40	30.748	1:32.308	45	22.790	1:31.553	23	25.009	1:31.662	27	37.083	1:30.564
27	28.340	1:31.575	27	31.290	1:31.916	27	33.566	1:31.791	27	35.162	1:30.464	30	38.078	1:31.269
30	28.512	1:32.379	30	31.555	1:32.009	30	34.271	1:32.231	30	35.452	1:30.049	40	38.812	1:31.221
17	42.409	1:35.677	17	47.423	1:33.980	40	34.633	1:33.400	40	36.234	1:30.469	17	1:04.202	1:34.540
38	1 LAP	3:52.197P				17	52.975	1:35.067	17	58.305	1:34.198			

# Caterham Graduate Championship - Mega Graduate Class

## LAP CHART - RACE 8

(contd.)

Lap 11			Lap 12			Lap 13			Lap 14			Lap 15		
No	Behind	Laptime	No	Behind	Laptime	No	Behind	Laptime	No	Behind	Laptime	No	Behind	Laptime
31		1:28.290	31		1:28.491	31		1:28.177	31		1:27.766			
8	0.019	1:27.878	8	0.459	1:28.931	8	0.854	1:28.572	48	2.246	1:26.908			
19	3.529	1:28.753	19	3.197	1:28.159	48	3.104	1:27.203	8	3.231	1:30.143			
2	4.187	1:29.048	48	4.078	1:27.252	19	3.496	1:28.476	19	3.282	1:27.552			
22	4.360	1:29.357	22	4.404	1:28.535	22	3.911	1:27.684	22	4.499	1:28.354			
9	4.576	1:29.252	2	4.958	1:29.262	2	4.262	1:27.481	9	6.002	1:28.555			
48	5.317	1:26.811	9	5.597	1:29.512	9	5.213	1:27.793	2	12.948	1:36.452			
28	8.902	1:29.200	28	9.778	1:29.367	29	11.851	1:29.870	35	14.844	1:29.936			
29	9.255	1:29.801	29	10.158	1:29.394	35	12.674	1:30.229	29	17.245	1:33.160			
35	9.371	1:27.743	35	10.622	1:29.742	3	16.989	1:29.635	37	20.237	1:29.189			
10	14.033	1:29.791	3	15.531	1:29.969	10	16.985	1:28.981	32	20.754	1:30.846			
3	14.053	1:30.130	10	16.181	1:30.639	32	17.674	1:28.734	4	21.504	1:31.360			
4	16.502	1:29.388	32	17.117	1:28.609	4	17.910	1:28.836	10	21.923	1:32.704			
32	16.999	1:28.607	4	17.251	1:29.240	37	18.814	1:29.248	3	22.085	1:32.862			
37	17.082	1:29.359	37	17.743	1:29.152	13	19.714	1:29.435	26	22.143	1:29.533			
13	17.722	1:28.944	26	18.362	1:28.492	26	20.376	1:30.191	13	22.585	1:30.637			
26	18.361	1:29.613	13	18.456	1:29.225	45	30.415	1:29.653	45	32.120	1:29.471			
45	27.601	1:29.945	45	28.939	1:29.829	27	40.844	1:30.408	27	44.100	1:31.022			
23	35.522	1:31.882	27	38.613	1:29.109	23	41.629	1:30.307	23	44.256	1:30.393			
38	2 LAPS	1:31.745	23	39.499	1:32.468	38	2 LAPS	1:31.099	30	45.943	1:30.706			
27	37.995	1:29.202	38	2 LAPS	1:32.140	30	43.003	1:29.249	40	46.504	1:30.243			
30	40.254	1:30.466	30	41.931	1:30.168	40	44.027	1:29.658	38	2 LAPS	1:36.232			
40	40.944	1:30.422	40	42.546	1:30.093	17	1:22.629	1:34.512	17	1:29.402	1:34.539			
17	1:10.801	1:34.889	17	1:16.294	1:33.984									