



NATIONAL CHAMPIONSHIPS

Cadwell Park

26th April 2009



Results Provided by Timing Solutions Ltd

www.tsl-timing.com

BARC / Dunlop Clubmans Cup
QUALIFYING - RACE 1 - CLASSIFICATION

POS	NO	CL	NAME	ENTRY	TIME	ON	LAPS	GAP	DIFF	MPH
1	6		Paul FREEMAN	Ardmore FR06B	1:31.395	9	10			85.86
2	22		Barry WEBB	Mallock MK 23B	1:31.451	8	9	0.056	0.056	85.81
3	3		Paul GIBSON	Gem 009	1:31.612	10	10	0.217	0.161	85.66
4	88		Jonathan HAIR	Mallock MK28B EBX	1:32.270	7	9	0.875	0.658	85.05
5	66		Nigel CORRY	Mallock MK30 EBX	1:32.848	9	9	1.453	0.578	84.52
6	10		Ian CROMBIE	Mallock MK28B	1:32.891	8	9	1.496	0.043	84.48
7	8		Jamie CHAMPKIN	Phantom P94/09	1:33.724	9	9	2.329	0.833	83.73
8	5		Adrian LANGRIDGE	Mallock Mk27	1:33.776	9	9	2.381	0.052	83.68
9	9		Marcus BICKNELL	Mallock Mk26 SG	1:33.861	7	9	2.466	0.085	83.61
10	23		Des ANDREWS	Mallock 27/28	1:34.593	9	9	3.198	0.732	82.96
11	47		Peter RICHINGS	Mallock Mk 28	1:35.593	9	9	4.198	1.000	82.09
12	60		Brian JORDAN	Mallock Mk28/30	1:35.608	9	9	4.213	0.015	82.08
13	27		Clive LESTER	Mallock EBX 27	1:36.806	9	9	5.411	1.198	81.07
14	75		Adrian LESTER	Mallock Mk35	1:38.341	3	3	6.946	1.535	79.80

Car 5 Please fit timing transponder

Weather / Track : Sunny / Dry

These results are provisional until the conclusion of any judicial and technical matters.

Cadwell Park
 Circuit Length = 2.1800 miles
 Start: 09:29 End: 09:47

Clerk of Course :		Timekeeper :
-------------------	--	--------------

BARC / Dunlop Clubmans Cup
QUALIFYING - RACE 1 - LAP ANALYSIS

3	Paul GIBSON		Gem 009				
1 -	1:41.896	+ 10.284	9:32:11.246	6 -	1:32.040	+ 0.428	9:39:53.399
2 -	1:33.904	+ 2.292	9:33:45.150	7 -	1:32.098	+ 0.486	9:41:25.497
3 -	1:32.498	+ 0.886	9:35:17.648	8 -	1:35.348	+ 3.736	9:43:00.845
4 -	1:31.941	+ 0.329	9:36:49.589	9 -	1:33.684	+ 2.072	9:44:34.529
5 -	1:31.770	+ 0.158	9:38:21.359	10 -	1:31.612		9:46:06.141
5	Adrian LANGRIDGE		Mallock Mk27				
1 -	1:54.553	+ 20.777	9:32:52.676	6 -	1:38.456	+ 4.680	9:41:17.496
2 -	1:47.668	+ 13.892	9:34:40.344	7 -	1:34.247	+ 0.471	9:42:51.743
3 -	1:37.991	+ 4.215	9:36:18.335	8 -	1:35.135	+ 1.359	9:44:26.878
4 -	1:46.516	+ 12.740	9:38:04.851	9 -	1:33.776		9:46:00.654
5 -	1:34.189	+ 0.413	9:39:39.040				
6	Paul FREEMAN		Ardmore FR06B				
1 -	1:49.226	+ 17.831	9:32:20.238	6 -	1:32.389	+ 0.994	9:40:09.920
2 -	1:36.954	+ 5.559	9:33:57.192	7 -	1:32.318	+ 0.923	9:41:42.238
3 -	1:34.694	+ 3.299	9:35:31.886	8 -	1:31.754	+ 0.359	9:43:13.992
4 -	1:33.195	+ 1.800	9:37:05.081	9 -	1:31.395		9:44:45.387
5 -	1:32.450	+ 1.055	9:38:37.531	10 -	1:31.423	+ 0.028	9:46:16.810
8	Jamie CHAMPKIN		Phantom P94/09				
1 -	1:57.752	+ 24.028	9:32:47.715	6 -	1:34.460	+ 0.736	9:41:07.205
2 -	1:47.071	+ 13.347	9:34:34.786	7 -	1:34.035	+ 0.311	9:42:41.240
3 -	1:37.985	+ 4.261	9:36:12.771	8 -	1:34.158	+ 0.434	9:44:15.398
4 -	1:43.736	+ 10.012	9:37:56.507	9 -	1:33.724		9:45:49.122
5 -	1:36.238	+ 2.514	9:39:32.745				
9	Marcus BICKNELL		Mallock Mk26 SG				
1 -	1:57.879	+ 24.018	9:32:42.801	6 -	1:34.349	+ 0.488	9:40:52.074
2 -	1:41.027	+ 7.166	9:34:23.828	7 -	1:33.861		9:42:25.935
3 -	1:37.317	+ 3.456	9:36:01.145	8 -	1:33.930	+ 0.069	9:43:59.865
4 -	1:37.655	+ 3.794	9:37:38.800	9 -	1:34.010	+ 0.149	9:45:33.875
5 -	1:38.925	+ 5.064	9:39:17.725				
10	Ian CROMBIE		Mallock MK28B				
1 -	1:52.590	+ 19.699	9:32:43.880	6 -	1:40.259	+ 7.368	9:40:50.357
2 -	1:38.528	+ 5.637	9:34:22.408	7 -	1:33.525	+ 0.634	9:42:23.882
3 -	1:34.653	+ 1.762	9:35:57.061	8 -	1:32.891		9:43:56.773
4 -	1:38.878	+ 5.987	9:37:35.939	9 -	1:36.094	+ 3.203	9:45:32.867
5 -	1:34.159	+ 1.268	9:39:10.098				
22	Barry WEBB		Mallock MK 23B				
1 -	1:47.831	+ 16.380	9:32:27.138	6 -	1:31.659	+ 0.208	9:40:11.522
2 -	1:34.841	+ 3.390	9:34:01.979	7 -	1:40.889	+ 9.438	9:41:52.411
3 -	1:32.588	+ 1.137	9:35:34.567	8 -	1:31.451		9:43:23.862
4 -	1:33.157	+ 1.706	9:37:07.724	9 -	1:31.452	+ 0.001	9:44:55.314
5 -	1:32.139	+ 0.688	9:38:39.863				
23	Des ANDREWS		Mallock 27/28				
1 -	1:54.183	+ 19.590	9:32:41.518	6 -	1:37.046	+ 2.453	9:40:51.121
2 -	1:39.618	+ 5.025	9:34:21.136	7 -	1:45.668	+ 11.075	9:42:36.789
3 -	1:38.270	+ 3.677	9:35:59.406	8 -	1:36.022	+ 1.429	9:44:12.811
4 -	1:37.886	+ 3.293	9:37:37.292	9 -	1:34.593		9:45:47.404
5 -	1:36.783	+ 2.190	9:39:14.075				
27	Clive LESTER		Mallock EBX 27				
1 -	1:53.730	+ 16.924	9:32:45.904	6 -	1:40.949	+ 4.143	9:41:16.693
2 -	1:44.236	+ 7.430	9:34:30.140	7 -	1:39.889	+ 3.083	9:42:56.582
3 -	1:39.348	+ 2.542	9:36:09.488	8 -	1:38.047	+ 1.241	9:44:34.629
4 -	1:45.283	+ 8.477	9:37:54.771	9 -	1:36.806		9:46:11.435
5 -	1:40.973	+ 4.167	9:39:35.744				

Cadwell Park
 Circuit Length = 2.1800 miles
 Start: 09:29 End: 09:47


Weather / Track : Sunny / Dry

BARC / Dunlop Clubmans Cup
QUALIFYING - RACE 1 - LAP ANALYSIS

47	Peter RICHINGS		Mallock Mk 28				
1 -	1:50.756	+ 15.163	9:32:31.851	6 -	1:36.672	+ 1.079	9:40:44.263
2 -	1:40.915	+ 5.322	9:34:12.766	7 -	1:36.135	+ 0.542	9:42:20.398
3 -	1:38.644	+ 3.051	9:35:51.410	8 -	1:35.811	+ 0.218	9:43:56.209
4 -	1:37.368	+ 1.775	9:37:28.778	9 -	1:35.593		9:45:31.802
5 -	1:38.813	+ 3.220	9:39:07.591				
60	Brian JORDAN		Mallock Mk28/30				
1 -	1:59.529	+ 23.921	9:32:45.521	6 -	1:37.983	+ 2.375	9:41:14.060
2 -	1:45.735	+ 10.127	9:34:31.256	7 -	1:36.976	+ 1.368	9:42:51.036
3 -	1:40.003	+ 4.395	9:36:11.259	8 -	1:37.103	+ 1.495	9:44:28.139
4 -	1:44.876	+ 9.268	9:37:56.135	9 -	1:35.608		9:46:03.747
5 -	1:39.942	+ 4.334	9:39:36.077				
66	Nigel CORRY		Mallock MK30 EBX				
1 -	2:06.038	+ 33.190	9:32:36.468	6 -	1:34.427	+ 1.579	9:40:39.826
2 -	1:42.733	+ 9.885	9:34:19.201	7 -	1:33.245	+ 0.397	9:42:13.071
3 -	1:36.136	+ 3.288	9:35:55.337	8 -	1:33.459	+ 0.611	9:43:46.530
4 -	1:35.511	+ 2.663	9:37:30.848	9 -	1:32.848		9:45:19.378
5 -	1:34.551	+ 1.703	9:39:05.399				
75	Adrian LESTER		Mallock Mk35				
1 -	1:49.610	+ 11.269	9:32:50.108	3 -	1:38.341		9:36:09.996
2 -	1:41.547	+ 3.206	9:34:31.655				
88	Jonathan HAIR		Mallock MK28B EBX				
1 -	2:10.450	+ 38.180	9:33:01.167	6 -	1:37.596	+ 5.326	9:41:11.007
2 -	1:41.842	+ 9.572	9:34:43.009	7 -	1:32.270		9:42:43.277
3 -	1:34.657	+ 2.387	9:36:17.666	8 -	1:32.951	+ 0.681	9:44:16.228
4 -	1:40.505	+ 8.235	9:37:58.171	9 -	1:37.030	+ 4.760	9:45:53.258
5 -	1:35.240	+ 2.970	9:39:33.411				

BARC / Dunlop Clubmans Cup

RACE 1 - GRID

ROW 7	1:38.341 75 Adrian LESTER	1:36.806 27 Clive LESTER
ROW 6	1:35.608 60 Brian JORDAN	1:35.593 47 Peter RICHINGS
ROW 5	1:34.593 23 Des ANDREWS	1:33.861 9 Marcus BICKNELL
ROW 4	1:33.776 5 Adrian LANGRIDGE	1:33.724 8 Jamie CHAMPKIN
ROW 3	1:32.891 10 Ian CROMBIE	1:32.848 66 Nigel CORRY
ROW 2	1:32.270 88 Jonathan HAIR	1:31.612 3 Paul GIBSON
ROW 1	1:31.451 22 Barry WEBB	1:31.395 6 Paul FREEMAN
Pole		
		

Cadwell Park
Circuit Length = 2.1800 miles

These results are provisional until the conclusion of any judicial and technical matters.

Clerk of Course :

Timekeeper :

BARC / Dunlop Clubmans Cup
QUALIFYING - RACE 6 - CLASSIFICATION

POS	NO	CL	NAME	ENTRY	TIME	ON	LAPS	GAP	DIFF	MPH
1	3		Paul GIBSON	Gem 009	1:31.331	4	6			85.92
2	22		Barry WEBB	Mallock MK 23B	1:31.338	8	9	0.007	0.007	85.92
3	66		Nigel CORRY	Mallock MK30 EBX	1:31.459	9	10	0.128	0.121	85.80
4	88		Jonathan HAIR	Mallock MK28B EBX	1:32.188	9	10	0.857	0.729	85.13
5	18		Alex CHAMPKIN	Vision V85/9	1:32.543	7	9	1.212	0.355	84.80
6	10		Ian CROMBIE	Mallock MK28B	1:32.791	4	6	1.460	0.248	84.57
7	5		Adrian LANGRIDGE	Mallock Mk27	1:33.099	6	9	1.768	0.308	84.29
8	47		Peter RICHINGS	Mallock Mk 28	1:34.647	9	9	3.316	1.548	82.91
9	23		Des ANDREWS	Mallock 27/28	1:34.709	8	8	3.378	0.062	82.86
10	9		Marcus BICKNELL	Mallock Mk26 SG	1:35.683	5	7	4.352	0.974	82.02
11	27		Clive LESTER	Mallock EBX 27	1:35.846	7	9	4.515	0.163	81.88
12	60		Brian JORDAN	Mallock Mk28/30	1:36.416	6	9	5.085	0.570	81.39

Car 5 - Please fit timing transponder

Weather / Track : Sunny / Dry

These results are provisional until the conclusion of any judicial and technical matters.

Cadwell Park
 Circuit Length = 2.1800 miles
 Start: 11:12 End: 11:30

Clerk of Course :		Timekeeper :
-------------------	--	--------------

BARC / Dunlop Clubmans Cup
QUALIFYING - RACE 6 - LAP ANALYSIS

3	Paul GIBSON		Gem 009			
1 -	1:51.317	+ 19.986	11:15:22.864	4 -	1:31.331	11:20:02.148
2 -	1:35.841	+ 4.510	11:16:58.705	5 -	1:31.705	+ 0.374
3 -	1:32.112	+ 0.781	11:18:30.817	6 -	1:31.361	+ 0.030
5	Adrian LANGRIDGE		Mallock Mk27			
1 -	1:44.200	+ 11.101	11:15:33.183	6 -	1:33.099	11:23:23.635
2 -	1:36.286	+ 3.187	11:17:09.469	7 -	1:33.468	+ 0.369
3 -	1:33.313	+ 0.214	11:18:42.782	8 -	1:33.427	+ 0.328
4 -	1:33.413	+ 0.314	11:20:16.195	9 -	1:33.932	+ 0.833
5 -	1:34.341	+ 1.242	11:21:50.536			
9	Marcus BICKNELL		Mallock Mk26 SG			
1 -	1:54.733	+ 19.050	11:15:56.052	5 -	1:35.683	11:22:21.588
2 -	1:38.045	+ 2.362	11:17:34.097	6 -	1:36.797	+ 1.114
3 -	1:36.033	+ 0.350	11:19:10.130	7 -	1:42.644 P	+ 6.961
4 -	1:35.775	+ 0.092	11:20:45.905			
10	Ian CROMBIE		Mallock MK28B			
1 -	1:46.889	+ 14.098	11:15:26.045	4 -	1:32.791	11:20:05.880
2 -	1:34.249	+ 1.458	11:17:00.294	5 -	1:34.072	+ 1.281
3 -	1:32.795	+ 0.004	11:18:33.089	6 -	1:37.577	+ 4.786
18	Alex CHAMPKIN		Vision V85/9			
1 -	1:50.306	+ 17.763	11:15:43.134	6 -	1:33.008	+ 0.465
2 -	1:35.617	+ 3.074	11:17:18.751	7 -	1:32.543	11:25:24.332
3 -	1:35.441	+ 2.898	11:18:54.192	8 -	1:40.094	+ 7.551
4 -	1:35.964	+ 3.421	11:20:30.156	9 -	1:36.088	+ 3.545
5 -	1:48.625	+ 16.082	11:22:18.781			
22	Barry WEBB		Mallock MK 23B			
1 -	1:41.007	+ 9.669	11:15:17.906	6 -	1:32.033	+ 0.695
2 -	1:32.538	+ 1.200	11:16:50.444	7 -	1:31.407	+ 0.069
3 -	1:31.481	+ 0.143	11:18:21.925	8 -	1:31.338	11:26:12.522
4 -	1:31.375	+ 0.037	11:19:53.300	9 -	1:31.586	+ 0.248
5 -	1:44.444	+ 13.106	11:21:37.744			
23	Des ANDREWS		Mallock 27/28			
1 -	1:46.569	+ 11.860	11:15:26.509	5 -	1:35.492	+ 0.783
2 -	1:36.511	+ 1.802	11:17:03.020	6 -	1:46.220	+ 11.511
3 -	1:35.234	+ 0.525	11:18:38.254	7 -	1:34.937	+ 0.228
4 -	1:36.410	+ 1.701	11:20:14.664	8 -	1:34.709	11:26:46.022
27	Clive LESTER		Mallock EBX 27			
1 -	1:45.912	+ 10.066	11:15:33.912	6 -	1:36.378	+ 0.532
2 -	1:39.273	+ 3.427	11:17:13.185	7 -	1:35.846	11:25:15.822
3 -	1:37.526	+ 1.680	11:18:50.711	8 -	1:35.956	+ 0.110
4 -	1:36.555	+ 0.709	11:20:27.266	9 -	1:48.141	+ 12.295
5 -	1:36.332	+ 0.486	11:22:03.598			
47	Peter RICHINGS		Mallock Mk 28			
1 -	1:45.853	+ 11.206	11:15:27.185	6 -	1:35.047	+ 0.400
2 -	1:36.635	+ 1.988	11:17:03.820	7 -	1:34.996	+ 0.349
3 -	1:35.634	+ 0.987	11:18:39.454	8 -	1:35.190	+ 0.543
4 -	1:37.843	+ 3.196	11:20:17.297	9 -	1:34.647	11:28:11.949
5 -	1:34.772	+ 0.125	11:21:52.069			
60	Brian JORDAN		Mallock Mk28/30			
1 -	1:48.390	+ 11.974	11:15:32.725	6 -	1:36.416	11:23:46.930
2 -	1:41.305	+ 4.889	11:17:14.030	7 -	1:36.610	+ 0.194
3 -	1:40.814	+ 4.398	11:18:54.844	8 -	1:36.651	+ 0.235
4 -	1:38.425	+ 2.009	11:20:33.269	9 -	1:37.997	+ 1.581
5 -	1:37.245	+ 0.829	11:22:10.514			

Cadwell Park
Circuit Length = 2.1800 miles
Start: 11:12 End: 11:30


Weather / Track : Sunny / Dry

BARC / Dunlop Clubmans Cup
QUALIFYING - RACE 6 - LAP ANALYSIS

66		Nigel CORRY		Mallock MK30 EBX			
1 -	1:47.554	+ 16.095	11:15:03.856	6 -	1:33.124	+ 1.665	11:22:51.512
2 -	1:36.348	+ 4.889	11:16:40.204	7 -	1:35.017	+ 3.558	11:24:26.529
3 -	1:33.957	+ 2.498	11:18:14.161	8 -	1:32.034	+ 0.575	11:25:58.563
4 -	1:32.256	+ 0.797	11:19:46.417	9 -	1:31.459		11:27:30.022
5 -	1:31.971	+ 0.512	11:21:18.388	10 -	1:34.077	+ 2.618	11:29:04.099
88		Jonathan HAIR		Mallock MK28B EBX			
1 -	1:44.664	+ 12.476	11:15:10.638	6 -	1:34.524	+ 2.336	11:23:00.684
2 -	1:35.027	+ 2.839	11:16:45.665	7 -	1:33.122	+ 0.934	11:24:33.806
3 -	1:33.413	+ 1.225	11:18:19.078	8 -	1:32.291	+ 0.103	11:26:06.097
4 -	1:32.558	+ 0.370	11:19:51.636	9 -	1:32.188		11:27:38.285
5 -	1:34.524	+ 2.336	11:21:26.160	10 -	1:32.901	+ 0.713	11:29:11.186

**BARC / Dunlop Clubmans Cup
RACE 6 - GRID - AMENDED**

ROW 7			6 Paul FREEMAN
ROW 6	1:36.416 60 Brian JORDAN	1:35.846 27 Clive LESTER	
ROW 5		1:35.683 9 Marcus BICKNELL	1:34.709 23 Des ANDREWS
ROW 4	1:34.647 47 Peter RICHINGS	1:33.099 5 Adrian LANGRIDGE	
ROW 3		1:32.791 10 Ian CROMBIE	1:32.543 18 Alex CHAMPKIN
ROW 2	1:32.188 88 Jonathan HAIR	1:31.459 66 Nigel CORRY	
ROW 1		1:31.338 22 Barry WEBB	1:31.331 3 Paul GIBSON
Pole			



Cadwell Park
Circuit Length = 2.1800 miles

Clerk of Course :		Timekeeper :

BARC / Dunlop Clubmans Cup

RACE 1 - CLASSIFICATION

POS	NO	CL	NAME	ENTRY	LAPS	TIME	GAP	DIFF	MPH	BEST	ON
1	22		Barry WEBB	Mallock MK 23B	12	18:33.993			84.53	1:31.088	9
2	3		Paul GIBSON	Gem 009	12	18:45.980	11.987	11.987	83.63	1:31.101	9
3	88		Jonathan HAIR	Mallock MK28B EBX	12	18:46.888	12.895	0.908	83.57	1:31.967	12
4	6		Paul FREEMAN	Ardmore FR06B	12	18:48.262	14.269	1.374	83.47	1:31.995	12
5	66		Nigel CORRY	Mallock MK30 EBX	12	18:49.425	15.432	1.163	83.38	1:32.187	7
6	47		Peter RICHINGS	Mallock Mk 28	12	19:21.559	47.566	32.134	81.07	1:34.305	5
7	23		Des ANDREWS	Mallock 27/28	12	19:36.369	1:02.376	14.810	80.05	1:35.325	4
8	60		Brian JORDAN	Mallock Mk28/30	11	18:40.057	1 lap	1 lap	77.07	1:37.293	11
9	27		Clive LESTER	Mallock EBX 27	11	18:45.021	1 lap	4.964	76.73	1:37.060	2

NOT CLASSIFIED

<i>DNF</i>	9		Marcus BICKNELL	Mallock Mk26 SG	6	9:44.305	6 laps	5 laps	80.58	1:34.672	4
<i>DNF</i>	5		Adrian LANGRIDGE	Mallock Mk27	4	6:25.185	8 laps	2 laps	81.49	1:33.701	2
<i>DNF</i>	8		Jamie CHAMPKIN	Phantom P94/09	4	6:26.426	8 laps	1.241	81.23	1:33.956	4
<i>DNF</i>	10		Ian CROMBIE	Mallock MK28B	4	6:36.347	8 laps	9.921	79.20	1:36.354	2

FASTEST LAP

	22		Barry WEBB	Mallock MK 23B	9	1:31.088			86.15 mph	138.65 kph	
--	----	--	-------------------	----------------	---	----------	--	--	-----------	------------	--

Weather / Track : Sunny / Dry

These results are provisional until the conclusion of any judicial and technical matters.

Cadwell Park
Circuit Length = 2.1800 miles
Start: 13:28 End: 13:48

Clerk of Course :		Timekeeper :	
-------------------	--	--------------	--

BARC / Dunlop Clubmans Cup

RACE 1 - LAP CHART

Lap 1			Lap 2			Lap 3			Lap 4			Lap 5		
No	Behind	Laptime	No	Behind	Laptime	No	Behind	Laptime	No	Behind	Laptime	No	Behind	Laptime
22		1:39.014	22		1:32.562	22		1:32.803	22		1:32.320	22		1:31.436
6	1.362	1:40.376	6	2.685	1:33.885	3	2.958	1:32.630	3	2.138	1:31.500	3	2.312	1:31.610
88	1.931	1:40.945	3	3.131	1:33.539	88	4.639	1:33.300	88	5.468	1:33.149	88	7.361	1:33.329
3	2.154	1:41.168	88	4.142	1:34.773	6	5.154	1:35.272	66	6.499	1:33.176	66	7.485	1:32.422
10	2.737	1:41.751	66	4.729	1:33.770	66	5.643	1:33.717	6	7.901	1:35.067	6	9.748	1:33.283
66	3.521	1:42.535	5	5.375	1:33.701	5	6.340	1:33.768	5	8.486	1:34.466	23	19.201	1:35.885
5	4.236	1:43.250	10	6.529	1:36.354	8	8.091	1:34.008	8	9.727	1:33.956	9	19.428	1:35.631
8	5.370	1:44.384	8	6.886	1:34.078	23	11.747	1:35.593	23	14.752	1:35.325	47	20.748	1:34.305
23	5.915	1:44.929	23	8.957	1:35.604	9	12.881	1:35.934	9	15.233	1:34.672	27	45.518	1:38.475
9	6.526	1:45.540	9	9.750	1:35.786	10	14.249	1:40.523	47	17.879	1:34.477	60	57.460	1:38.353
47	8.954	1:47.968	47	12.971	1:36.579	47	15.722	1:35.554	10	19.648	1:37.719			
27	9.840	1:48.854	27	14.338	1:37.060	27	32.494	1:50.959	27	38.479	1:38.305			
60	26.761	2:05.775	60	35.562	1:41.363	60	43.528	1:40.769	60	50.543	1:39.335			

BARC / Dunlop Clubmans Cup

RACE 1 - LAP CHART

Lap 6			Lap 7			Lap 8			Lap 9			Lap 10		
No	Behind	Laptime	No	Behind	Laptime	No	Behind	Laptime	No	Behind	Laptime	No	Behind	Laptime
22		1:31.926	22		1:31.238	22		1:32.714	22		1:31.088	22		1:31.317
3	1.640	1:31.254	3	1.885	1:31.483	3	0.720	1:31.549	3	0.733	1:31.101	3	0.535	1:31.119
88	10.697	1:35.262	88	12.447	1:32.988	88	13.230	1:33.497	88	14.468	1:32.326	88	16.198	1:33.047
6	12.344	1:34.522	6	13.933	1:32.827	6	14.588	1:33.369	6	15.727	1:32.227	6	17.466	1:33.056
66	13.816	1:38.257	66	14.765	1:32.187	66	15.138	1:33.087	66	17.169	1:33.119	66	18.052	1:32.200
23	23.996	1:36.721	47	30.841	1:37.340	47	33.332	1:35.205	47	36.723	1:34.479	47	40.457	1:35.051
9	24.244	1:36.742	23	32.975	1:40.217	23	39.224	1:38.963	23	46.233	1:38.097	23	53.234	1:38.318
47	24.739	1:35.917	27	1:00.926	1:40.180	27	1:06.380	1:38.168	27	1:12.707	1:37.415	27	1:23.650	1:42.260
27	51.984	1:38.392	60	1:12.588	1:40.671	60	1:18.162	1:38.288	60	1:26.516	1:39.442			
60	1:03.155	1:37.621												

BARC / Dunlop Clubmans Cup

RACE 1 - LAP CHART

Lap 11			Lap 12		
No	Behind	Laptime	No	Behind	Laptime
22		1:32.392	22		1:35.183
60	1 LAP	1:41.147	60	1 LAP	1:37.293
3	13.757	1:45.614	27	1 LAP	1:54.953
88	16.111	1:32.305	3	11.987	1:33.413
6	17.457	1:32.383	88	12.895	1:31.967
66	17.911	1:32.251	6	14.269	1:31.995
47	42.738	1:34.673	66	15.432	1:32.704
23	59.352	1:38.510	47	47.566	1:40.011
			23	1:02.376	1:38.207

BARC / Dunlop Clubmans Cup

RACE 6 - CLASSIFICATION

POS	NO	CL	NAME	ENTRY	LAPS	TIME	GAP	DIFF	MPH	BEST	ON
1	22		Barry WEBB	Mallock MK 23B	12	18:28.378			84.96	1:30.551	9
2	66		Nigel CORRY	Mallock MK30 EBX	12	18:41.261	12.883	12.883	83.99	1:31.199	11
3	88		Jonathan HAIR	Mallock MK28B EBX	12	18:41.304	12.926	0.043	83.98	1:31.636	5
4	5		Adrian LANGRIDGE	Mallock Mk27	12	18:43.556	15.178	2.252	83.82	1:31.856	10
5	23		Des ANDREWS	Mallock 27/28	12	19:04.578	36.200	21.022	82.28	1:33.358	11
6	47		Peter RICHINGS	Mallock Mk 28	12	19:04.808	36.430	0.230	82.26	1:33.087	10
7	6		Paul FREEMAN	Ardmore FR06B	12	19:05.069	36.691	0.261	82.24	1:32.563	10
8	60		Brian JORDAN	Mallock Mk28/30	12	19:28.368	59.990	23.299	80.60	1:34.964	9
9	27		Clive LESTER	Mallock EBX 27	12	19:31.446	1:03.068	3.078	80.39	1:34.578	10

NOT CLASSIFIED

DNF	18		Alex CHAMPKIN	Vision V85/9	10	16:08.484	2 laps	2 laps	81.03	1:31.491	5
DNF	3		Paul GIBSON	Gem 009	9	13:55.518	3 laps	1 lap	84.53	1:30.931	5
DNF	9		Marcus BICKNELL	Mallock Mk26 SG	2	3:54.008	10 laps	7 laps	67.07	1:49.736	1
DNF	10		Ian CROMBIE	Mallock MK28B	0						

FASTEST LAP

22	Barry WEBB	Mallock MK 23B	9	1:30.551	86.67 mph	139.48 kph
----	------------	----------------	---	----------	-----------	------------

Weather / Track : Sunny / Dry

These results are provisional until the conclusion of any judicial and technical matters.

Cadwell Park
Circuit Length = 2.1800 miles
Start: 16:20 End: 16:40

Clerk of Course :	Timekeeper :
-------------------	--------------

BARC / Dunlop Clubmans Cup

RACE 6 - LAP CHART

Lap 1			Lap 2			Lap 3			Lap 4			Lap 5		
No	Behind	Laptime	No	Behind	Laptime	No	Behind	Laptime	No	Behind	Laptime	No	Behind	Laptime
22		1:39.876	22		1:31.828	22		1:31.286	22		1:31.540	22		1:31.739
3	1.991	1:41.867	3	3.047	1:32.884	3	3.878	1:32.117	3	4.287	1:31.949	3	3.479	1:30.931
88	2.947	1:42.823	88	3.626	1:32.507	88	4.596	1:32.256	88	5.013	1:31.957	88	4.910	1:31.636
18	4.509	1:44.385	18	7.042	1:34.361	18	7.436	1:31.680	18	8.163	1:32.267	18	7.915	1:31.491
66	5.233	1:45.109	66	7.239	1:33.834	66	9.596	1:33.643	66	10.244	1:32.188	66	10.938	1:32.433
5	5.763	1:45.639	5	7.593	1:33.658	5	9.737	1:33.430	5	10.695	1:32.498	5	11.691	1:32.735
23	6.750	1:46.626	23	10.353	1:35.431	23	13.819	1:34.752	23	17.107	1:34.828	23	20.191	1:34.823
47	7.794	1:47.670	47	11.955	1:35.989	47	15.362	1:34.693	47	18.043	1:34.221	47	20.604	1:34.300
6	8.929	1:48.805	6	12.465	1:35.364	6	16.109	1:34.930	6	18.879	1:34.310	6	21.202	1:34.062
9	9.860	1:49.736	27	16.282	1:37.517	27	22.579	1:37.583	27	27.586	1:36.547	27	31.486	1:35.639
27	10.593	1:50.469	60	17.482	1:37.175	60	23.239	1:37.043	60	28.543	1:36.844	60	32.809	1:36.005
60	12.135	1:52.011	9	42.304	2:04.272									

BARC / Dunlop Clubmans Cup

RACE 6 - LAP CHART

Lap 6			Lap 7			Lap 8			Lap 9			Lap 10		
No	Behind	Laptime	No	Behind	Laptime	No	Behind	Laptime	No	Behind	Laptime	No	Behind	Laptime
22		1:32.043	22		1:30.962	22		1:31.258	22		1:30.551	22		1:31.127
3	2.435	1:30.999	3	2.788	1:31.315	3	3.126	1:31.596	3	4.435	1:31.860	88	12.015	1:33.158
88	5.185	1:32.318	88	6.142	1:31.919	88	7.623	1:32.739	88	9.984	1:32.912	66	16.368	1:32.015
18	10.285	1:34.413	66	12.224	1:32.133	66	14.702	1:33.736	66	15.480	1:31.329	5	17.198	1:31.856
66	11.053	1:32.158	5	12.625	1:32.041	5	14.804	1:33.437	5	16.469	1:32.216	23	35.117	1:33.468
5	11.546	1:31.898	23	26.928	1:35.922	23	29.308	1:33.638	23	32.776	1:34.019	47	35.952	1:33.087
23	21.968	1:33.820	47	27.238	1:35.509	47	30.068	1:34.088	47	33.992	1:34.475	6	36.271	1:32.563
47	22.691	1:34.130	18	28.145	1:48.822	18	30.959	1:34.072	18	34.791	1:34.383	18	46.274	1:42.610
6	23.066	1:33.907	6	28.262	1:36.158	6	31.041	1:34.037	6	34.835	1:34.345	27	52.071	1:34.578
27	34.946	1:35.503	27	39.682	1:35.698	27	43.815	1:35.391	27	48.620	1:35.356	60	53.146	1:35.081
60	36.625	1:35.859	60	41.000	1:35.337	60	44.779	1:35.037	60	49.192	1:34.964			

BARC / Dunlop Clubmans Cup
RACE 6 - LAP CHART

Lap 11			Lap 12		
No	Behind	Laptime	No	Behind	Laptime
22		1:31.584	22		1:34.584
88	13.437	1:33.006	66	12.883	1:31.484
66	15.983	1:31.199	88	12.926	1:34.073
5	17.773	1:32.159	5	15.178	1:31.989
23	36.891	1:33.358	23	36.200	1:33.893
47	37.486	1:33.118	47	36.430	1:33.528
6	37.755	1:33.068	6	36.691	1:33.520
27	55.829	1:35.342	60	59.990	1:35.631
60	58.943	1:37.381	27	1:03.068	1:41.823

Bookatrack.com Caterham Graduate C'ship (Classic Grad Class)

QUALIFYING - RACE 3 - CLASSIFICATION

POS	NO	CL	NAME	ENTRY	TIME	ON	LAPS	GAP	DIFF	MPH
1	71		Graeme SMITH	Caterham 7	1:47.750	8	8			72.83
2	93		Daniel MALKIN	Caterham 7	1:48.138	7	8	0.388	0.388	72.57
3	72		Adam BETTINSON	Caterham 7	1:48.968	5	8	1.218	0.830	72.02
4	75		Flick HAIGH	Caterham 7	1:49.228	6	8	1.478	0.260	71.85
5	73		Charles FITZHUGH	Caterham 7	1:49.261	3	8	1.511	0.033	71.82
6	92		William SHIRTCLIFFE	Caterham 7	1:49.510	8	8	1.760	0.249	71.66
7	81		John PARKER	Caterham 7	1:49.553	4	5	1.803	0.043	71.63
8	96		Stu THOMPSON	Caterham 7	1:50.138	8	8	2.388	0.585	71.25
9	99		Jennifer GRACE	Caterham 7	1:50.189	4	8	2.439	0.051	71.22
10	90		Andrew SAGAR	Caterham 7	1:50.309	4	8	2.559	0.120	71.14
11	79		Trevor HARBER	Caterham 7	1:51.095	2	8	3.345	0.786	70.64
12	83		Colin ROTHWELL	Caterham 7	1:53.796	7	8	6.046	2.701	68.96
13	86		Terry PALMER	Caterham 7	1:53.822	6	8	6.072	0.026	68.95
14	76		Sheila MARSHALL	Caterham 7	1:57.325	2	6	9.575	3.503	66.89
15	91		Nigel LIDDELL	Caterham 7	1:57.701	6	7	9.951	0.376	66.67

Weather / Track : Sunny / Dry

These results are provisional until the conclusion of any judicial and technical matters.

Cadwell Park
Circuit Length = 2.1800 miles
Start: 09:54 End: 10:12

Clerk of Course :

Timekeeper :

Bookatrack.com Caterham Graduate C'ship (Classic Grad Class)

QUALIFYING - RACE 3 - LAP ANALYSIS

71	Graeme SMITH		Caterham 7				
1 -	1:51.794	+ 4.044	9:56:44.289	5 -	1:49.418	+ 1.668	10:04:01.981
2 -	1:49.442	+ 1.692	9:58:33.731	6 -	1:48.631	+ 0.881	10:05:50.612
3 -	1:49.674	+ 1.924	10:00:23.405	7 -	1:49.616	+ 1.866	10:07:40.228
4 -	1:49.158	+ 1.408	10:02:12.563	8 -	1:47.750		10:09:27.978
72	Adam BETTINSON		Caterham 7				
1 -	1:55.038	+ 6.070	9:56:53.685	5 -	1:48.968		10:04:15.339
2 -	1:51.585	+ 2.617	9:58:45.270	6 -	1:49.043	+ 0.075	10:06:04.382
3 -	1:50.948	+ 1.980	10:00:36.218	7 -	1:50.812	+ 1.844	10:07:55.194
4 -	1:50.153	+ 1.185	10:02:26.371	8 -	1:50.265	+ 1.297	10:09:45.459
73	Charles FITZHUGH		Caterham 7				
1 -	1:54.943	+ 5.682	9:56:53.189	5 -	1:49.553	+ 0.292	10:04:13.614
2 -	1:50.091	+ 0.830	9:58:43.280	6 -	1:49.292	+ 0.031	10:06:02.906
3 -	1:49.261		10:00:32.541	7 -	1:52.326	+ 3.065	10:07:55.232
4 -	1:51.520	+ 2.259	10:02:24.061	8 -	1:56.146	+ 6.885	10:09:51.378
75	Flick HAIGH		Caterham 7				
1 -	1:54.959	+ 5.731	9:56:53.827	5 -	1:49.376	+ 0.148	10:04:13.892
2 -	1:50.773	+ 1.545	9:58:44.600	6 -	1:49.228		10:06:03.120
3 -	1:50.183	+ 0.955	10:00:34.783	7 -	1:50.680	+ 1.452	10:07:53.800
4 -	1:49.733	+ 0.505	10:02:24.516	8 -	1:51.931	+ 2.703	10:09:45.731
76	Sheila MARSHALL		Caterham 7				
1 -	2:05.710	+ 8.385	9:57:22.893	4 -	1:58.213	+ 0.888	10:03:16.429
2 -	1:57.325		9:59:20.218	5 -	1:58.001	+ 0.676	10:05:14.430
3 -	1:57.998	+ 0.673	10:01:18.216	6 -	2:17.275 P	+ 19.950	10:07:31.705
79	Trevor HARBER		Caterham 7				
1 -	1:58.125	+ 7.030	9:57:09.981	5 -	1:52.888	+ 1.793	10:04:38.443
2 -	1:51.095		9:59:01.076	6 -	1:56.603	+ 5.508	10:06:35.046
3 -	1:51.524	+ 0.429	10:00:52.600	7 -	1:51.797	+ 0.702	10:08:26.843
4 -	1:52.955	+ 1.860	10:02:45.555	8 -	1:51.900	+ 0.805	10:10:18.743
81	John PARKER		Caterham 7				
1 -	1:57.843	+ 8.290	9:56:51.651	4 -	1:49.553		10:02:23.129
2 -	1:50.950	+ 1.397	9:58:42.601	5 -	1:49.827	+ 0.274	10:04:12.956
3 -	1:50.975	+ 1.422	10:00:33.576				
83	Colin ROTHWELL		Caterham 7				
1 -	2:08.723	+ 14.927	9:57:20.152	5 -	1:56.685	+ 2.889	10:05:07.597
2 -	1:57.674	+ 3.878	9:59:17.826	6 -	1:55.143	+ 1.347	10:07:02.740
3 -	1:56.439	+ 2.643	10:01:14.265	7 -	1:53.796		10:08:56.536
4 -	1:56.647	+ 2.851	10:03:10.912	8 -	1:54.591	+ 0.795	10:10:51.127
86	Terry PALMER		Caterham 7				
1 -	2:14.427	+ 20.605	9:57:29.535	5 -	1:54.083	+ 0.261	10:05:08.406
2 -	1:54.884	+ 1.062	9:59:24.419	6 -	1:53.822		10:07:02.228
3 -	1:54.060	+ 0.238	10:01:18.479	7 -	1:53.963	+ 0.141	10:08:56.191
4 -	1:55.844	+ 2.022	10:03:14.323	8 -	1:54.691	+ 0.869	10:10:50.882
90	Andrew SAGAR		Caterham 7				
1 -	1:53.708	+ 3.399	9:56:55.194	5 -	1:51.146	+ 0.837	10:04:18.627
2 -	1:50.887	+ 0.578	9:58:46.081	6 -	1:50.522	+ 0.213	10:06:09.149
3 -	1:51.091	+ 0.782	10:00:37.172	7 -	1:52.154	+ 1.845	10:08:01.303
4 -	1:50.309		10:02:27.481	8 -	1:51.032	+ 0.723	10:09:52.335
91	Nigel LIDDELL		Caterham 7				
1 -	2:01.720	+ 4.019	9:57:09.990	5 -	1:58.092	+ 0.391	10:05:04.253
2 -	1:58.526	+ 0.825	9:59:08.516	6 -	1:57.701		10:07:01.954
3 -	1:59.418	+ 1.717	10:01:07.934	7 -	1:58.715	+ 1.014	10:09:00.669

Cadwell Park
Circuit Length = 2.1800 miles
Start: 09:54 End: 10:12

Weather / Track : Sunny / Dry


Bookatrack.com Caterham Graduate C'ship (Classic Grad Class)

QUALIFYING - RACE 3 - LAP ANALYSIS

4 -	1:58.227	+ 0.526	10:03:06.161			
92	William SHIRTCLIFFE		Caterham 7			
1 -	1:55.829	+ 6.319	9:57:02.115	5 -	1:50.381	+ 0.871 10:04:25.454
2 -	1:52.175	+ 2.665	9:58:54.290	6 -	1:50.840	+ 1.330 10:06:16.294
3 -	1:50.305	+ 0.795	10:00:44.595	7 -	1:50.713	+ 1.203 10:08:07.007
4 -	1:50.478	+ 0.968	10:02:35.073	8 -	1:49.510	10:09:56.517
93	Daniel MALKIN		Caterham 7			
1 -	1:50.184	+ 2.046	9:56:44.785	5 -	1:48.175	+ 0.037 10:04:01.281
2 -	1:49.469	+ 1.331	9:58:34.254	6 -	1:49.853	+ 1.715 10:05:51.134
3 -	1:48.480	+ 0.342	10:00:22.734	7 -	1:48.138	10:07:39.272
4 -	1:50.372	+ 2.234	10:02:13.106	8 -	1:49.637	+ 1.499 10:09:28.909
96	Stu THOMPSON		Caterham 7			
1 -	1:58.161	+ 8.023	9:57:10.779	5 -	1:52.043	+ 1.905 10:04:39.302
2 -	1:52.529	+ 2.391	9:59:03.308	6 -	1:52.410	+ 2.272 10:06:31.712
3 -	1:52.050	+ 1.912	10:00:55.358	7 -	1:51.368	+ 1.230 10:08:23.080
4 -	1:51.901	+ 1.763	10:02:47.259	8 -	1:50.138	10:10:13.218
99	Jennifer GRACE		Caterham 7			
1 -	1:58.146	+ 7.957	9:56:52.608	5 -	1:52.339	+ 2.150 10:04:18.048
2 -	1:51.632	+ 1.443	9:58:44.240	6 -	1:50.618	+ 0.429 10:06:08.666
3 -	1:51.280	+ 1.091	10:00:35.520	7 -	2:00.674	+ 10.485 10:08:09.340
4 -	1:50.189		10:02:25.709	8 -	1:51.460	+ 1.271 10:10:00.800

Bookatrack.com Caterham Graduate C'ship (Classic Grad Class)

RACE 3 - GRID

ROW 8		1:57.701 91 Nigel LIDDELL	
ROW 7	1:57.325 76 Sheila MARSHALL		1:53.822 86 Terry PALMER
ROW 6	1:53.796 83 Colin ROTHWELL	1:51.095 79 Trevor HARBER	
ROW 5	1:50.309 90 Andrew SAGAR		1:50.189 99 Jennifer GRACE
ROW 4	1:50.138 96 Stu THOMPSON	1:49.553 81 John PARKER	
ROW 3	1:49.510 92 William SHIRTCLIFFE		1:49.261 73 Charles FITZHUGH
ROW 2	1:49.228 75 Flick HAIGH	1:48.968 72 Adam BETTINSON	
ROW 1	1:48.138 93 Daniel MALKIN		1:47.750 71 Graeme SMITH
Pole			
			

Cadwell Park
Circuit Length = 2.1800 miles

Clerk of Course :		Timekeeper :
-------------------	--	--------------

Bookatrack.com Caterham Graduate C'ship (Classic Grad Class)

RACE 3 - CLASSIFICATION

POS	NO	CL	NAME	ENTRY	LAPS	TIME	GAP	DIFF	MPH	BEST	ON
1	71		Graeme SMITH	Caterham 7	12	21:57.339			71.49	1:48.506	10
2	72		Adam BETTINSON	Caterham 7	12	21:57.632	0.293	0.293	71.47	1:48.307	10
3	81		John PARKER	Caterham 7	12	22:02.018	4.679	4.386	71.23	1:48.960	5
4	73		Charles FITZHUGH	Caterham 7	12	22:02.457	5.118	0.439	71.21	1:48.248	9
5	75		Flick HAIGH	Caterham 7	12	22:02.676	5.337	0.219	71.20	1:48.856	8
6	93		Daniel MALKIN	Caterham 7	12	22:03.271	5.932	0.595	71.16	1:48.438	7
7	92		William SHIRTCLIFFE	Caterham 7	12	22:07.113	9.774	3.842	70.96	1:49.068	10
8	90		Andrew SAGAR	Caterham 7	12	22:24.781	27.442	17.668	70.03	1:49.634	10
9	96		Stu THOMPSON	Caterham 7	12	22:26.254	28.915	1.473	69.95	1:50.761	9
10	79		Trevor HARBER	Caterham 7	12	22:27.015	29.676	0.761	69.91	1:49.950	10
11	99		Jennifer GRACE	Caterham 7	12	22:55.606	58.267	28.591	68.46	1:52.195	3
12	83		Colin ROTHWELL	Caterham 7	12	23:18.762	1:21.423	23.156	67.32	1:54.592	6
13	86		Terry PALMER	Caterham 7	12	23:31.250	1:33.911	12.488	66.73	1:54.516	7
14	91		Nigel LIDDELL	Caterham 7	12	23:50.166	1:52.827	18.916	65.85	1:57.470	4
15	76		Sheila MARSHALL	Caterham 7	11	22:11.836	1 lap	1 lap	64.81	1:58.802	9

FASTEST LAP

73	Charles FITZHUGH	Caterham 7	9	1:48.248	72.50 mph	116.67 kph
----	-------------------------	------------	---	----------	-----------	------------

Weather / Track : Sunny / Dry

These results are provisional until the conclusion of any judicial and technical matters.

Cadwell Park
Circuit Length = 2.1800 miles
Start: 14:43 End: 15:07

Clerk of Course :		Timekeeper :
-------------------	--	--------------

Bookatrack.com Caterham Graduate C'ship (Classic Grad Class)

RACE 3 - LAP CHART

Lap 1			Lap 2			Lap 3			Lap 4			Lap 5		
No	Behind	Laptime	No	Behind	Laptime	No	Behind	Laptime	No	Behind	Laptime	No	Behind	Laptime
72		1:54.429	72		1:50.255	72		1:50.735	71		1:48.906	71		1:49.154
75	0.272	1:54.701	75	1.325	1:51.308	71	0.879	1:50.115	72	0.358	1:50.143	72	0.462	1:49.258
71	0.905	1:55.334	71	1.499	1:50.849	75	1.458	1:50.868	81	1.924	1:49.471	81	1.730	1:48.960
81	2.247	1:56.676	81	2.704	1:50.712	81	2.238	1:50.269	75	2.400	1:50.727	75	2.424	1:49.178
93	2.968	1:57.397	73	3.185	1:49.946	73	2.719	1:50.269	73	3.037	1:50.103	73	3.926	1:50.043
73	3.494	1:57.923	93	3.832	1:51.119	93	3.422	1:50.325	93	3.471	1:49.834	93	4.375	1:50.058
92	4.044	1:58.473	92	4.283	1:50.494	92	4.160	1:50.612	92	4.212	1:49.837	92	5.240	1:50.182
96	4.980	1:59.409	96	6.961	1:52.236	96	8.108	1:51.882	96	10.243	1:51.920	96	12.469	1:51.380
79	5.150	1:59.579	79	7.290	1:52.395	79	9.058	1:52.503	79	10.964	1:51.691	79	13.966	1:52.156
90	5.753	2:00.182	90	7.902	1:52.404	90	9.763	1:52.596	90	11.474	1:51.496	90	14.748	1:52.428
99	6.678	2:01.107	83	13.791	1:55.897	83	18.959	1:55.903	83	25.276	1:56.102	83	33.447	1:57.325
83	8.149	2:02.578	86	14.199	1:55.720	86	19.578	1:56.114	86	25.504	1:55.711	99	33.639	1:56.621
86	8.734	2:03.163	76	21.032	1:59.437	99	22.500	1:52.195	99	26.172	1:53.457	86	34.123	1:57.773
76	11.850	2:06.279	99	21.040	2:04.617	76	30.250	1:59.953	91	38.805	1:57.470	91	47.353	1:57.702
91	12.951	2:07.380	91	23.045	2:00.349	91	31.120	1:58.810	76	41.479	2:01.014	76	52.938	2:00.613

Bookatrack.com Caterham Graduate C'ship (Classic Grad Class)

RACE 3 - LAP CHART

Lap 6			Lap 7			Lap 8			Lap 9			Lap 10		
No	Behind	Laptime	No	Behind	Laptime	No	Behind	Laptime	No	Behind	Laptime	No	Behind	Laptime
71		1:49.302	71		1:48.985	71		1:48.968	71		1:48.647	71		1:48.506
72	0.269	1:49.109	72	0.592	1:49.308	72	0.289	1:48.665	72	0.384	1:48.742	72	0.185	1:48.307
81	1.796	1:49.368	81	1.883	1:49.072	81	2.046	1:49.131	81	2.484	1:49.085	81	3.485	1:49.507
75	2.137	1:49.015	75	2.497	1:49.345	75	2.385	1:48.856	75	2.877	1:49.139	73	4.089	1:49.252
73	3.474	1:48.850	93	3.301	1:48.438	93	3.277	1:48.944	73	3.343	1:48.248	75	4.507	1:50.136
93	3.848	1:48.775	73	3.928	1:49.439	73	3.742	1:48.782	93	3.854	1:49.224	93	4.876	1:49.528
92	5.118	1:49.180	92	6.169	1:50.036	92	7.010	1:49.809	92	8.429	1:50.066	92	8.991	1:49.068
96	14.432	1:51.265	96	16.692	1:51.245	96	19.083	1:51.359	96	21.197	1:50.761	96	23.786	1:51.095
79	16.300	1:51.636	79	19.574	1:52.259	90	22.561	1:51.593	90	23.808	1:49.894	90	24.936	1:49.634
90	16.648	1:51.202	90	19.936	1:52.273	79	23.058	1:52.452	79	24.740	1:50.329	79	26.184	1:49.950
99	37.822	1:53.485	99	41.066	1:52.229	99	44.298	1:52.200	99	48.213	1:52.562	99	51.905	1:52.198
83	38.737	1:54.592	83	44.460	1:54.708	83	51.022	1:55.530	83	58.550	1:56.175	83	1:06.249	1:56.205
86	39.415	1:54.594	86	44.946	1:54.516	86	1:03.826	2:07.848	86	1:11.663	1:56.484	86	1:19.553	1:56.396
91	56.204	1:58.153	91	1:05.054	1:57.835	91	1:14.181	1:58.095	91	1:24.398	1:58.864	91	1:34.343	1:58.451
76	1:04.369	2:00.733	76	1:15.904	2:00.520	76	1:26.827	1:59.891	76	1:36.982	1:58.802	76	1:49.162	2:00.686

Bookatrack.com Caterham Graduate C'ship (Classic Grad Class)

RACE 3 - LAP CHART

Lap 11			Lap 12		
No	Behind	Laptime	No	Behind	Laptime
71		1:49.451	71		1:49.122
72	0.221	1:49.487	72	0.293	1:49.194
73	3.678	1:49.040	81	4.679	1:49.925
81	3.876	1:49.842	73	5.118	1:50.562
93	4.537	1:49.112	75	5.337	1:49.396
75	5.063	1:50.007	93	5.932	1:50.517
92	8.752	1:49.212	92	9.774	1:50.144
96	25.194	1:50.859	76	1 LAP	2:03.908
90	25.714	1:50.229	90	27.442	1:50.850
79	27.783	1:51.050	96	28.915	1:52.843
99	54.723	1:52.269	79	29.676	1:51.015
83	1:12.889	1:56.091	99	58.267	1:52.666
86	1:26.905	1:56.803	83	1:21.423	1:57.656
91	1:43.604	1:58.712	86	1:33.911	1:56.128
			91	1:52.827	1:58.345

Performance & Economy Chip Tuning Sports Saloon Championship
QUALIFYING - RACE 2 - CLASSIFICATION - AMENDED

POS	NO	CL	NAME	ENTRY	TIME	ON	LAPS	GAP	DIFF	MPH
1	17	A	Ian HALL	Darrian T98-GTR	1:34.237	4	8			83.28
2	4	B	Robert PRITCHARD	Caterham Vauxhall	1:34.602	4	10	0.365	0.365	82.95
3	32	D	Joss RONCHETTI	Talbot Sunbeam Lotus	1:36.793	5	8	2.556	2.191	81.08
4	1	D	Paul DOBSON	Mazda RX7	1:37.030	6	6	2.793	0.237	80.88
5	93	C	Robert SPENCER	Stuart Taylor Locosaki	1:38.515	8	9	4.278	1.485	79.66
6	95	C	Paul WOOLFITT	Zcars Mini	1:39.714	8	9	5.477	1.199	78.70
7	2	E	Dennis CROMPTON	BMW e30 m3	1:40.229	9	9	5.992	0.515	78.30
8	96	C	Chris ALLANSON	Zcars Mini	1:40.481	9	9	6.244	0.252	78.10
9	50	C	Robbie BIRELL	Caterham Seven	1:41.784	7	7	7.547	1.303	77.10
10	52	D	Andy ROBEY	BMW M3	1:42.191	9	9	7.954	0.407	76.79
11	38	B	Kevin CRYER	Caterham Seven	1:42.564	7	9	8.327	0.373	76.51
12	58	A	Darren SMITH	TVR Tuscan Challenge	1:43.447	8	8	9.210	0.883	75.86
13	3	C	Chris MARIES	MK Indy Busa RR	1:43.464	1	1	9.227	0.017	75.85
14	99	B	Andrew WILSON	Toyota Starlet	1:44.865	6	6	10.628	1.401	74.83
15	62	C	Paul SAMPSON	Suzuki SC100	1:45.030	4	7	10.793	0.165	74.72
16	98	D	Simon DEATON	Subaru 22B	1:45.175	5	8	10.938	0.145	74.61
17	56	D	Duncan AUKLAND	Rover 3500se	1:45.645	8	8	11.408	0.470	74.28
18	29	A	Colin VICKERS	Ford Capri	1:46.519	5	8	12.282	0.874	73.67
19	91	A	Jeremy SNOWDEN	2carmini Mayfair tyrer	1:46.590	8	8	12.353	0.071	73.62
20	90	C	Danny KEENAN	MK Indy RR	1:46.935	1	1	12.698	0.345	73.39
21	26	A	Cam FORBES	Westfield SEiW	1:48.272	5	8	14.035	1.337	72.48
22	43	A	Graham BRINDLEY	Ford RS2000 MK2	1:52.033	8	9	17.796	3.761	70.05
23	28	C	Anthony WILSON	Honda Mini	1:53.535	7	7	19.298	1.502	69.12
24	6	F	Phil Hall	Banks Europa	1:57.650	2	3	23.413	4.115	66.70
25	37	E	Brian ALLEN	Ford Fiesta XR2i	2:00.871	5	8	26.634	3.221	64.92
26	40	B	Dave MARIES	Westfield SE1	2:03.333	8	8	29.096	2.462	63.63
27	47	C	Robert GOUGH	Mini	2:03.749	1	3	29.512	0.416	63.41
28	70	F	John SPENCER	Peugeot 205 gti	2:07.666	7	7	33.429	3.917	61.47
29	53	D	David RAWLINS	Vauxhall Vectra	2:09.371	1	3	35.134	1.705	60.66
30	19	A	Adrian VICKERS	Ford Capri	12:01.976	1	1	10:27.739	9:52.605	10.87

Weather / Track : Sunny / Dry

These results are provisional until the conclusion of any judicial and technical matters.

Cadwell Park
 Circuit Length = 2.1800 miles
 Start: 10:17 End: 10:46

Clerk of Course :	Timekeeper :
-------------------	--------------

Performance & Economy Chip Tuning Sports Saloon Championship
QUALIFYING - RACE 2 - LAP ANALYSIS

1	Paul DOBSON		D Mazda RX7				
1 -	1:58.927	+ 21.897	10:21:07.801	4 -	1:40.318	+ 3.288	10:35:52.317
2 -	10:31.121	+ 8:54.091	10:31:38.922	5 -	1:37.887	+ 0.857	10:37:30.204
3 -	2:33.077	+ 56.047	10:34:11.999	6 -	1:37.030		10:39:07.234
2	Dennis CROMPTON		E BMW e30 m3				
1 -	1:54.650	+ 14.421	10:21:17.173	6 -	1:42.206	+ 1.977	10:39:57.296
2 -	11:29.144	+ 9:48.915	10:32:46.317	7 -	1:40.259	+ 0.030	10:41:37.555
3 -	2:01.371	+ 21.142	10:34:47.688	8 -	1:40.695	+ 0.466	10:43:18.250
4 -	1:44.740	+ 4.511	10:36:32.428	9 -	1:40.229		10:44:58.479
5 -	1:42.662	+ 2.433	10:38:15.090				
3	Chris MARIES		C MK Indy Busa RR				
1 -	1:43.464		10:20:02.634				
4	Robert PRITCHARD		B Caterham Vauxhall				
1 -	1:44.898	+ 10.296	10:20:23.082	6 -	1:42.180	+ 7.578	10:38:21.173
2 -	11:15.468	+ 9:40.866	10:31:38.550	7 -	1:41.029	+ 6.427	10:40:02.202
3 -	1:48.993	+ 14.391	10:33:27.543	8 -	1:35.305	+ 0.703	10:41:37.507
4 -	1:34.602		10:35:02.145	9 -	1:36.834	+ 2.232	10:43:14.341
5 -	1:36.848	+ 2.246	10:36:38.993	10 -	1:37.129	+ 2.527	10:44:51.470
6	Phil Hall		A Banks Europa				
1 -	14:15.493	+ 12:17.843	10:33:39.064	3 -	1:59.966	+ 2.316	10:37:36.680
2 -	1:57.650		10:35:36.714				
17	Ian HALL		A Darrian T98-GTR				
1 -	1:41.472	+ 7.235	10:20:15.419	5 -	1:42.237	+ 8.000	10:36:49.230
2 -	11:21.681	+ 9:47.444	10:31:37.100	6 -	1:35.826	+ 1.589	10:38:25.056
3 -	1:55.656	+ 21.419	10:33:32.756	7 -	1:37.472	+ 3.235	10:40:02.528
4 -	1:34.237		10:35:06.993	8 -	1:46.530	+ 12.293	10:41:49.058
26	Cam FORBES		A Westfield SEiW				
1 -	2:07.290	+ 19.018	10:21:04.909	5 -	1:48.272		10:38:22.782
2 -	11:34.757	+ 9:46.485	10:32:39.666	6 -	1:49.525	+ 1.253	10:40:12.307
3 -	2:03.603	+ 15.331	10:34:43.269	7 -	1:58.220	+ 9.948	10:42:10.527
4 -	1:51.241	+ 2.969	10:36:34.510	8 -	1:49.634	+ 1.362	10:44:00.161
28	Anthony WILSON		C Honda Mini				
1 -	2:09.865	+ 32.224	10:21:00.014	5 -	1:54.419	+ 16.778	10:40:09.509
2 -	12:58.362	+ 11:20.721	10:33:58.376	6 -	1:55.038	+ 17.397	10:42:04.547
3 -	2:20.662	+ 43.021	10:36:19.038	7 -	1:37.641		10:43:42.188
4 -	1:56.052	+ 18.411	10:38:15.090				
29	Colin VICKERS		A Ford Capri				
1 -	2:01.558	+ 15.039	10:21:31.237	5 -	1:46.519		10:38:35.566
2 -	11:24.581	+ 9:38.062	10:32:55.818	6 -	1:47.419	+ 0.900	10:40:22.985
3 -	2:05.837	+ 19.318	10:35:01.655	7 -	1:48.965	+ 2.446	10:42:11.950
4 -	1:47.392	+ 0.873	10:36:49.047	8 -	1:49.780	+ 3.261	10:44:01.730
32	Joss RONCHETTI		D Talbot Sunbeam Lotus				
1 -	1:58.249	+ 21.456	10:21:35.994	5 -	1:36.793		10:39:06.280
2 -	12:34.869	+ 10:58.076	10:34:10.863	6 -	1:37.351	+ 0.558	10:40:43.631
3 -	1:41.193	+ 4.400	10:35:52.056	7 -	1:38.141	+ 1.348	10:42:21.772
4 -	1:37.431	+ 0.638	10:37:29.487	8 -	1:39.912	+ 3.119	10:44:01.684
37	Brian ALLEN		E Ford Fiesta XR2i				
1 -	2:13.960	+ 13.089	10:20:59.567	5 -	2:00.871		10:38:02.177
2 -	10:48.090	+ 8:47.219	10:31:47.657	6 -	2:01.218	+ 0.347	10:40:03.395
3 -	2:11.802	+ 10.931	10:33:59.459	7 -	2:06.418	+ 5.547	10:42:09.813
4 -	2:01.847	+ 0.976	10:36:01.306	8 -	2:01.699	+ 0.828	10:44:11.512

Cadwell Park
Circuit Length = 2.1800 miles
Start: 10:17 End: 10:46

Weather / Track : Sunny / Dry

Performance & Economy Chip Tuning Sports Saloon Championship
QUALIFYING - RACE 2 - LAP ANALYSIS

38	Kevin CRYER		B Caterham Seven				
1 -	1:57.413	+ 14.849	10:20:40.081	6 -	1:43.460	+ 0.896	10:38:44.285
2 -	10:59.349	+ 9:16.785	10:31:39.430	7 -	1:42.564		10:40:26.849
3 -	1:55.059	+ 12.495	10:33:34.489	8 -	1:45.914	+ 3.350	10:42:12.763
4 -	1:43.286	+ 0.722	10:35:17.775	9 -	1:47.158	+ 4.594	10:43:59.921
5 -	1:43.050	+ 0.486	10:37:00.825				
40	Dave MARIES		B Westfield SE1				
1 -	2:26.075	+ 22.742	10:20:57.945	5 -	2:08.500	+ 5.167	10:39:18.850
2 -	11:43.520	+ 9:40.187	10:32:41.465	6 -	2:04.627	+ 1.294	10:41:23.477
3 -	2:19.965	+ 16.632	10:35:01.430	7 -	2:04.273	+ 0.940	10:43:27.750
4 -	2:08.920	+ 5.587	10:37:10.350	8 -	2:03.333		10:45:31.083
43	Graham BRINDLEY		A Ford RS2000 MK2				
1 -	2:09.768	+ 17.735	10:20:57.333	6 -	1:54.280	+ 2.247	10:39:40.479
2 -	10:44.619	+ 8:52.586	10:31:41.952	7 -	1:53.447	+ 1.414	10:41:33.926
3 -	2:14.831	+ 22.798	10:33:56.783	8 -	1:52.033		10:43:25.959
4 -	1:55.500	+ 3.467	10:35:52.283	9 -	1:56.672	+ 4.639	10:45:22.631
5 -	1:53.916	+ 1.883	10:37:46.199				
47	Robert GOUGH		C Mini				
1 -	2:03.749		10:21:04.459	3 -	6:33.617	+ 4:29.868	10:39:41.586
2 -	12:03.510	+ 9:59.761	10:33:07.969				
50	Robbie BIRELL		C Caterham Seven				
1 -	13:35.481	+ 11:53.697	10:32:58.503	5 -	1:52.509	+ 10.725	10:40:28.784
2 -	2:04.360	+ 22.576	10:35:02.863	6 -	1:52.101	+ 10.317	10:42:20.885
3 -	1:47.158	+ 5.374	10:36:50.021	7 -	1:41.784		10:44:02.669
4 -	1:46.254	+ 4.470	10:38:36.275				
52	Andy ROBEY		D BMW M3				
1 -	2:07.703	+ 25.512	10:21:03.581	6 -	1:45.895	+ 3.704	10:39:40.986
2 -	11:21.601	+ 9:39.410	10:32:25.182	7 -	1:45.047	+ 2.856	10:41:26.033
3 -	1:53.055	+ 10.864	10:34:18.237	8 -	1:43.499	+ 1.308	10:43:09.532
4 -	1:51.139	+ 8.948	10:36:09.376	9 -	1:42.191		10:44:51.723
5 -	1:45.715	+ 3.524	10:37:55.091				
53	David RAWLINS		A Vauxhall Vectra				
1 -	2:09.371		10:21:00.189	3 -	2:23.757	+ 14.386	10:34:09.959
2 -	10:46.013	+ 8:36.642	10:31:46.202				
56	Duncan AUKLAND		D Rover 3500se				
1 -	2:04.634	+ 18.989	10:21:13.423	5 -	1:48.257	+ 2.612	10:38:23.999
2 -	11:31.486	+ 9:45.841	10:32:44.909	6 -	1:47.897	+ 2.252	10:40:11.896
3 -	2:01.679	+ 16.034	10:34:46.588	7 -	1:58.167	+ 12.522	10:42:10.063
4 -	1:49.154	+ 3.509	10:36:35.742	8 -	1:45.645		10:43:55.708
58	Darren SMITH		A TVR Tuscan Challenge				
1 -	1:58.799	+ 15.352	10:21:14.136	5 -	1:46.522	+ 3.075	10:38:22.311
2 -	11:35.307	+ 9:51.860	10:32:49.443	6 -	1:45.869	+ 2.422	10:40:08.180
3 -	1:59.230	+ 15.783	10:34:48.673	7 -	1:49.142	+ 5.695	10:41:57.322
4 -	1:47.116	+ 3.669	10:36:35.789	8 -	1:43.447		10:43:40.769
62	Paul SAMPSON		C Suzuki SC100				
1 -	2:01.869	+ 16.839	10:21:32.188	5 -	1:46.217	+ 1.187	10:38:25.496
2 -	11:24.451	+ 9:39.421	10:32:56.639	6 -	1:45.910	+ 0.880	10:40:11.406
3 -	1:57.610	+ 12.580	10:34:54.249	7 -	1:53.140	+ 8.110	10:42:04.546
4 -	1:45.030		10:36:39.279				
70	John SPENCER		F Peugeot 205 gti				
1 -	2:21.157	+ 13.491	10:21:05.157	5 -	2:07.871	+ 0.205	10:41:06.742
2 -	13:30.718	+ 11:23.052	10:34:35.875	6 -	2:08.806	+ 1.140	10:43:15.548

Cadwell Park
 Circuit Length = 2.1800 miles
 Start: 10:17 End: 10:46

Weather / Track : Sunny / Dry


Performance & Economy Chip Tuning Sports Saloon Championship

QUALIFYING - RACE 2 - LAP ANALYSIS

3 -	2:14.678	+ 7.012	10:36:50.553	7 -	2:07.666		10:45:23.214
4 -	2:08.318	+ 0.652	10:38:58.871				
90	Danny KEENAN		C		MK Indy RR		
1 -	1:46.935		10:20:15.520				
91	Jeremy SNOWDEN		A		2carmini Mayfair tyrer		
1 -	1:58.944	+ 12.354	10:21:15.590	5 -	1:51.644	+ 5.054	10:38:34.103
2 -	11:36.589	+ 9:49.999	10:32:52.179	6 -	1:51.981	+ 5.391	10:40:26.084
3 -	2:01.055	+ 14.465	10:34:53.234	7 -	1:55.064	+ 8.474	10:42:21.148
4 -	1:49.225	+ 2.635	10:36:42.459	8 -	1:46.590		10:44:07.738
93	Robert SPENCER		C		Stuart Taylor Locosaki		
1 -	2:02.609	+ 24.094	10:21:12.013	6 -	1:39.571	+ 1.056	10:39:44.907
2 -	11:30.523	+ 9:52.008	10:32:42.536	7 -	1:47.661	+ 9.146	10:41:32.568
3 -	1:55.163	+ 16.648	10:34:37.699	8 -	1:38.515		10:43:11.083
4 -	1:47.870	+ 9.355	10:36:25.569	9 -	1:46.590	+ 8.075	10:44:57.673
5 -	1:39.767	+ 1.252	10:38:05.336				
95	Paul WOOLFITT		C		Zcars Mini		
1 -	1:57.421	+ 17.707	10:21:21.146	6 -	1:43.199	+ 3.485	10:40:05.155
2 -	11:31.897	+ 9:52.183	10:32:53.043	7 -	1:45.527	+ 5.813	10:41:50.682
3 -	1:58.942	+ 19.228	10:34:51.985	8 -	1:39.714		10:43:30.396
4 -	1:45.358	+ 5.644	10:36:37.343	9 -	1:41.428	+ 1.714	10:45:11.824
5 -	1:44.613	+ 4.899	10:38:21.956				
96	Chris ALLANSON		C		Zcars Mini		
1 -	1:55.711	+ 15.230	10:21:06.821	6 -	1:42.680	+ 2.199	10:39:35.683
2 -	11:29.724	+ 9:49.243	10:32:36.545	7 -	1:40.738	+ 0.257	10:41:16.421
3 -	1:49.305	+ 8.824	10:34:25.850	8 -	1:40.764	+ 0.283	10:42:57.185
4 -	1:43.730	+ 3.249	10:36:09.580	9 -	1:40.481		10:44:37.666
5 -	1:43.423	+ 2.942	10:37:53.003				
96	Simon DEATON		A		Subaru 22B		
1 -	2:04.472	+ 19.297	10:21:05.861	5 -	1:45.175		10:38:10.752
2 -	11:27.207	+ 9:42.032	10:32:33.068	6 -	1:52.098	+ 6.923	10:40:02.850
3 -	1:57.535	+ 12.360	10:34:30.603	7 -	2:24.832	+ 39.657	10:42:27.682
4 -	1:54.974	+ 9.799	10:36:25.577	8 -	1:47.507	+ 2.332	10:44:15.189
99	Andrew WILSON		B		Toyota Starlet		
1 -	1:54.248	+ 9.332	10:21:19.092	4 -	3:33.471	+ 1:48.555	10:40:09.509
2 -	13:32.030	+ 11:47.114	10:34:51.122	5 -	1:47.814	+ 2.898	10:41:57.323
3 -	1:44.916		10:36:36.038	6 -	2:00.759	+ 15.843	10:43:58.082

Performance & Economy Chip Tuning Sports Saloon Championship

RACE 2 - GRID - AMENDED

ROW 14	2:09.371 53 David RAWLINS	2:07.666 70 John SPENCER
ROW 13	2:03.749 47 Robert GOUGH	2:03.333 40 Dave MARIES
ROW 12	2:00.871 37 Brian ALLEN	1:57.650 6 Phil Hall
ROW 11	1:53.535 28 Anthony WILSON	1:52.033 43 Graham BRINDLEY
ROW 10	1:48.272 26 Cam FORBES	1:46.935 90 Danny KEENAN
ROW 9	1:46.590 91 Jeremy SNOWDEN	1:46.519 29 Colin VICKERS
ROW 8	1:45.645 56 Duncan AUKLAND	1:45.175 98 Simon DEATON
ROW 7	1:45.030 62 Paul SAMPSON	1:44.916 99 Andrew WILSON
ROW 6	1:43.464 3 Chris MARIES	1:43.447 58 Darren SMITH
ROW 5	1:42.564 38 Kevin CRYER	1:42.191 52 Andy ROBEY
ROW 4	1:41.784 50 Robbie BIRELL	1:40.481 96 Chris ALLANSON
ROW 3	1:40.229 2 Dennis CROMPTON	1:39.714 95 Paul WOOLFITT
ROW 2	1:38.515 93 Robert SPENCER	1:37.030 1 Paul DOBSON
ROW 1	1:34.602 4 Robert PRITCHARD	1:34.237 17 Ian HALL
Pole		
		

Cars 32 & 19 are reserves in that order

Cadwell Park
Circuit Length = 2.1800 miles

These results are provisional until the conclusion of any judicial and technical matters.

Clerk of Course :

Timekeeper :

Performance & Economy Chip Tuning Sports Saloon Championship

RACE 2 - CLASSIFICATION - AMENDED

POS	NO	CL	NAME	ENTRY	LAPS	TIME	GAP	DIFF	MPH	BEST	ON
1	17	A	Ian HALL	Darrian T98-GTR	13	20:18.782			83.71	1:31.669	8
2	4	B	Robert PRITCHARD	Caterham Vauxhall	13	20:18.991	0.209	0.209	83.69	1:31.667	8
3	1	D	Paul DOBSON	Mazda RX7	13	21:00.818	42.036	41.827	80.91	1:35.167	2
4	32	D	Joss RONCHETTI	Talbot Sunbeam Lotus	13	21:01.240	42.458	0.422	80.89	1:35.815	9
5	93	C	Robert SPENCER	Stuart Taylor Locosaki	13	21:20.230	1:01.448	18.990	79.69	1:35.064	7
6	2	E	Dennis CROMPTON	BMW e30 m3	13	21:34.421	1:15.639	14.191	78.81	1:37.923	12
7	96	C	Chris ALLANSON	Zcars Mini	13	21:34.569	1:15.787	0.148	78.80	1:37.748	12
8	90	C	Danny KEENAN	MK Indy RR	13	21:52.884	1:34.102	18.315	77.71	1:37.839	6
9	58	A	Darren SMITH	TVR Tuscan Challenge	12	20:15.600	1 lap	1 lap	77.47	1:37.746	6
10	95	C	Paul WOOLFITT	Zcars Mini	12	20:15.608	1 lap	0.008	77.47	1:38.371	3
11	50	C	Robbie BIRELL	Caterham Seven	12	20:21.493	1 lap	5.885	77.09	1:38.263	6
12	52	D	Andy ROBEY	BMW M3	12	20:28.362	1 lap	6.869	76.66	1:39.586	6
13	56	D	Duncan AUKLAND	Rover 3500se	12	20:44.994	1 lap	16.632	75.64	1:41.575	10
14	99	B	Andrew WILSON	Toyota Starlet	12	20:45.601	1 lap	0.607	75.60	1:41.485	11
15	26	B	Cam FORBES	Westfield SEiW	12	20:56.883	1 lap	11.282	74.92	1:40.689	7
16	91	A	Jeremy SNOWDEN	2carmini Mayfair tyrer	12	21:07.339	1 lap	10.456	74.31	1:43.129	7
17	53	D	David RAWLINS	Vauxhall Vectra	12	21:14.732	1 lap	7.393	73.87	1:42.682	4
18	29	A	Colin VICKERS	Ford Capri	12	21:15.265	1 lap	0.533	73.84	1:43.100	2
19	43	A	Graham BRINDLEY	Ford RS2000 MK2	12	21:33.729	1 lap	18.464	72.79	1:44.128	11
20	28	C	Anthony WILSON	Honda Mini	12	21:34.616	1 lap	0.887	72.74	1:44.833	11
21	40	B	Dave MARIES	Westfield SE1	11	21:59.525	2 laps	1 lap	65.42	1:56.595	11
22	37	E	Brian ALLEN	Ford Fiesta XR2i	10	20:25.699	3 laps	1 lap	64.02	1:57.527	2
23	70	F	John SPENCER	Peugeot 205 gti	10	21:44.168	3 laps	1:18.469	60.17	2:07.257	2

NOT CLASSIFIED

DNF	38	B	Kevin CRYER	Caterham Seven	10	17:13.607	3 laps		75.92	1:37.916	9
DNF	62	C	Paul SAMPSON	Suzuki SC100	8	14:06.298	5 laps	2 laps	74.18	1:42.369	4
DNF	3	C	Chris MARIES	MK Indy Busa RR	7	11:23.861	6 laps	1 lap	80.33	1:35.341	7

FASTEST LAP

4	B	Robert PRITCHARD	Caterham Vauxhall	8	1:31.667	85.61 mph	137.78 kph
17	A	Ian HALL	Darrian T98-GTR	8	1:31.669	85.61 mph	137.78 kph
93	C	Robert SPENCER	Stuart Taylor Locosaki	7	1:35.064	82.55 mph	132.86 kph
1	D	Paul DOBSON	Mazda RX7	2	1:35.167	82.46 mph	132.71 kph
2	E	Dennis CROMPTON	BMW e30 m3	12	1:37.923	80.14 mph	128.98 kph
70	F	John SPENCER	Peugeot 205 gti	2	2:07.257	61.67 mph	99.24 kph

Weather / Track : Sunny / Dry

These results are provisional until the conclusion of any judicial and technical matters.

Cadwell Park
Circuit Length = 2.1800 miles
Start: 14:07 End: 14:30

Clerk of Course :

Timekeeper :

Performance & Economy Chip Tuning Sports Saloon Championship

RACE 2 - LAP CHART

Lap 1			Lap 2			Lap 3			Lap 4			Lap 5		
No	Behind	Laptime	No	Behind	Laptime	No	Behind	Laptime	No	Behind	Laptime	No	Behind	Laptime
17		1:37.272	17		1:34.094	17		1:32.190	17		1:33.069	4		1:32.871
4	1.310	1:38.582	4	0.162	1:32.946	4	0.547	1:32.575	4	0.485	1:33.007	17	0.286	1:33.642
1	3.164	1:40.436	1	4.237	1:35.167	1	7.604	1:35.557	1	11.340	1:36.805	1	14.919	1:36.935
32	4.591	1:41.863	32	6.491	1:35.994	32	10.965	1:36.664	32	15.104	1:37.208	40	1 LAP	1:59.074
93	7.773	1:45.045	93	10.524	1:36.845	93	15.059	1:36.725	70	1 LAP	2:09.402	32	18.327	1:36.579
3	9.280	1:46.552	3	11.434	1:36.248	3	15.273	1:36.029	3	18.945	1:36.741	37	1 LAP	2:01.086
96	9.343	1:46.615	96	14.388	1:39.139	96	20.736	1:38.538	93	19.548	1:37.558	3	21.875	1:36.286
2	10.044	1:47.316	2	15.151	1:39.201	2	22.114	1:39.153	96	26.473	1:38.806	93	22.517	1:36.325
52	11.624	1:48.896	95	16.432	1:38.879	95	22.613	1:38.371	2	27.308	1:38.263	2	33.340	1:39.388
95	11.647	1:48.919	52	20.065	1:42.535	38	28.963	1:40.993	95	28.077	1:38.533	96	34.000	1:40.883
38	13.149	1:50.421	38	20.160	1:41.105	52	30.232	1:42.357	38	37.170	1:41.276	95	34.682	1:39.961
50	13.924	1:51.196	58	20.807	1:40.411	58	30.249	1:41.632	58	37.266	1:40.086	52	48.153	1:42.582
58	14.490	1:51.762	50	21.947	1:42.117	50	31.230	1:41.473	52	38.927	1:41.764	90	48.433	1:38.823
56	17.393	1:54.665	56	27.082	1:43.783	56	37.390	1:42.498	50	39.286	1:41.125	50	50.577	1:44.647
99	17.394	1:54.666	26	27.498	1:43.563	90	37.548	1:41.106	90	42.966	1:38.487	38	51.193	1:47.379
26	18.029	1:55.301	90	28.632	1:43.768	26	38.213	1:42.905	56	46.471	1:42.150	58	52.532	1:48.622
90	18.958	1:56.230	99	28.633	1:45.333	99	39.360	1:42.917	99	47.845	1:41.554	70	1 LAP	2:11.030
91	19.944	1:57.216	91	29.614	1:43.764	91	40.707	1:43.283	26	47.969	1:42.825	56	55.460	1:42.345
29	21.991	1:59.263	29	30.997	1:43.100	29	41.954	1:43.147	91	51.802	1:44.164	26	55.936	1:41.323
62	22.666	1:59.938	62	31.890	1:43.318	62	43.032	1:43.332	62	52.332	1:42.369	99	57.278	1:42.789
53	23.428	2:00.700	53	33.266	1:43.932	53	44.533	1:43.457	29	52.823	1:43.938	62	1:02.151	1:43.175
28	24.907	2:02.179	43	38.234	1:47.293	43	53.891	1:47.847	53	54.146	1:42.682	91	1:03.392	1:44.946
43	25.035	2:02.307	28	40.282	1:49.469	28	55.559	1:47.467	43	1:09.756	1:48.934	29	1:04.672	1:45.205
40	33.791	2:11.063	37	58.272	1:57.527	37	1:23.855	1:57.773	28	1:10.285	1:47.795	53	1:05.395	1:44.605
37	34.839	2:12.111	40	58.971	1:59.274	40	1:24.288	1:57.507				43	1:23.151	1:46.751
70	39.612	2:16.884	70	1:12.775	2:07.257							28	1:23.725	1:46.796

Performance & Economy Chip Tuning Sports Saloon Championship

RACE 2 - LAP CHART

Lap 6			Lap 7			Lap 8			Lap 9			Lap 10		
No	Behind	Laptime	No	Behind	Laptime	No	Behind	Laptime	No	Behind	Laptime	No	Behind	Laptime
4		1:32.082	4		1:32.489	4		1:31.667	4		1:37.732	17		1:32.678
17	1.939	1:33.735	17	1.501	1:32.051	17	1.503	1:31.669	17	1.114	1:37.343	4	0.638	1:34.430
1	19.149	1:36.312	43	1 LAP	1:46.929	43	1 LAP	1:46.214	62	1 LAP	1:47.635	56	1 LAP	1:42.974
32	23.234	1:36.989	28	1 LAP	1:46.782	28	1 LAP	1:46.430	91	1 LAP	1:47.610	99	1 LAP	1:43.312
3	26.457	1:36.664	1	22.857	1:36.197	1	28.183	1:36.993	40	2 LAPS	2:01.781	91	1 LAP	1:44.598
93	27.293	1:36.858	32	26.658	1:35.913	32	31.286	1:36.295	53	1 LAP	1:46.557	53	1 LAP	1:43.714
2	39.844	1:38.586	3	29.309	1:35.341	93	35.980	1:37.779	29	1 LAP	1:52.614	29	1 LAP	1:45.140
96	41.111	1:39.193	93	29.868	1:35.064	70	2 LAPS	2:09.434	37	2 LAPS	2:03.776	40	2 LAPS	1:57.577
95	43.597	1:40.997	2	46.444	1:39.089	2	53.662	1:38.885	43	1 LAP	1:44.552	1	30.539	1:36.794
40	1 LAP	2:01.761	96	47.235	1:38.613	96	54.312	1:38.744	1	27.537	1:37.086	32	33.545	1:37.968
37	1 LAP	2:03.174	95	50.504	1:39.396	95	1:00.265	1:41.428	28	1 LAP	1:45.286	28	1 LAP	1:46.607
90	54.190	1:37.839	90	1:00.295	1:38.594	90	1:08.990	1:40.362	32	29.369	1:35.815	93	41.131	1:40.594
52	55.657	1:39.586	52	1:03.115	1:39.947	52	1:11.866	1:40.418	93	34.329	1:36.081	43	1 LAP	1:48.153
50	56.758	1:38.263	50	1:03.706	1:39.437	50	1:12.269	1:40.230	2	55.173	1:39.243	37	2 LAPS	2:03.564
58	58.196	1:37.746	58	1:05.678	1:39.971	58	1:14.299	1:40.288	96	55.686	1:39.106	2	59.989	1:38.608
38	58.327	1:39.216	38	1:06.758	1:40.920	38	1:15.016	1:39.925	95	1:04.786	1:42.253	96	1:00.310	1:38.416
56	1:05.283	1:41.905	40	1 LAP	1:58.650	26	1:29.134	1:47.030	70	2 LAPS	2:08.487	95	1:15.069	1:44.075
26	1:05.571	1:41.717	26	1:13.771	1:40.689	56	1:30.404	1:46.514	90	1:10.027	1:38.769	90	1:15.423	1:39.188
99	1:06.684	1:41.488	56	1:15.557	1:42.763	99	1:30.890	1:45.747	50	1:14.240	1:39.703	50	1:20.261	1:39.813
62	1:14.051	1:43.982	99	1:16.810	1:42.615				58	1:14.721	1:38.154	58	1:20.612	1:39.683
91	1:14.803	1:43.493	37	1 LAP	2:03.218				38	1:15.200	1:37.916	52	1:27.580	1:42.960
29	1:16.555	1:43.965	62	1:24.111	1:42.549				52	1:18.412	1:44.278			
53	1:17.091	1:43.778	91	1:25.443	1:43.129				26	1:32.654	1:41.252			
70	1 LAP	2:09.166	29	1:27.516	1:43.450									
			53	1:28.311	1:43.709									

Performance & Economy Chip Tuning Sports Saloon Championship

RACE 2 - LAP CHART

Lap 11			Lap 12			Lap 13		
No	Behind	Laptime	No	Behind	Laptime	No	Behind	Laptime
17		1:34.392	17		1:33.018	17		1:33.629
4	0.822	1:34.576	4	0.686	1:32.882	4	0.209	1:33.152
38	1 LAP	1:54.456	52	1 LAP	1:42.991	50	1 LAP	1:42.820
56	1 LAP	1:41.575	56	1 LAP	1:42.089	37	3 LAPS	2:02.611
70	3 LAPS	2:09.526	99	1 LAP	1:41.485	52	1 LAP	1:40.048
99	1 LAP	1:42.052	26	1 LAP	1:41.825	56	1 LAP	1:41.733
26	1 LAP	1:56.286	91	1 LAP	1:44.682	99	1 LAP	1:41.643
91	1 LAP	1:44.745	53	1 LAP	1:45.239	26	1 LAP	1:42.167
53	1 LAP	1:44.882	1	38.959	1:38.398	1	42.036	1:36.706
29	1 LAP	1:44.496	32	40.089	1:36.439	32	42.458	1:35.998
1	33.579	1:37.432	29	1 LAP	1:46.308	91	1 LAP	1:45.709
32	36.668	1:37.515	70	3 LAPS	2:12.550	53	1 LAP	1:51.477
93	46.721	1:39.982	93	52.636	1:38.933	29	1 LAP	1:44.639
43	1 LAP	1:45.628	43	1 LAP	1:44.128	93	1:01.448	1:42.441
28	1 LAP	1:45.873	28	1 LAP	1:44.833	43	1 LAP	1:44.993
40	2 LAPS	1:59.336	2	1:09.342	1:37.923	2	1:15.639	1:39.926
2	1:04.437	1:38.840	96	1:09.836	1:37.748	96	1:15.787	1:39.580
96	1:05.106	1:39.188	40	2 LAPS	1:56.907	28	1 LAP	1:45.099
37	2 LAPS	2:00.859	90	1:28.304	1:41.249	70	3 LAPS	2:10.432
90	1:20.073	1:39.042	58	1:30.447	1:38.745	90	1:34.102	1:39.427
95	1:22.012	1:41.335	95	1:30.455	1:41.461	40	2 LAPS	1:56.595
58	1:24.720	1:38.500						
50	1:26.538	1:40.669						

Bookatrack.com Caterham Graduate C'ship (Super Grad Class)

QUALIFYING - RACE 5 - CLASSIFICATION

POS	NO	CL	NAME	ENTRY	TIME	ON	LAPS	GAP	DIFF	MPH
1	101		Trevor NEWMAN	Caterham 7	1:39.457	8	9			78.90
2	181		Tim GUDGEON-OSTERRITTER	Caterham 7	1:40.506	6	8	1.049	1.049	78.08
3	124		Jamie WARING	Caterham 7	1:40.652	8	9	1.195	0.146	77.97
4	190		David PEARCE	Caterham 7	1:40.958	8	8	1.501	0.306	77.73
5	104		Hugh SMITH	Caterham 7	1:41.121	5	9	1.664	0.163	77.61
6	155		Darrell WILSON	Caterham 7	1:41.248	3	9	1.791	0.127	77.51
7	106		Paul TURLEY	Caterham 7	1:41.556	6	8	2.099	0.308	77.27
8	173		Oliver BENJAMIN	Caterham 7	1:41.692	8	9	2.235	0.136	77.17
9	118		Michael ROWLAND	Caterham 7	1:41.933	9	9	2.476	0.241	76.99
10	116		Kenny YOUNG	Caterham 7	1:42.333	8	8	2.876	0.400	76.69
11	174		William BENJAMIN	Caterham 7	1:42.394	9	9	2.937	0.061	76.64
12	115		Mick WHITEHEAD	Caterham 7	1:42.535	6	8	3.078	0.141	76.54
13	188		Alan HARBER	Caterham 7	1:42.687	7	8	3.230	0.152	76.42
14	134		Dylan STANLEY	Caterham 7	1:42.891	7	8	3.434	0.204	76.27
15	159		Andy MOLSON	Caterham 7	1:42.917	5	8	3.460	0.026	76.25
16	109		Roger FORD	Caterham 7	1:42.960	4	9	3.503	0.043	76.22
17	121		Andy SKINNER	Caterham 7	1:43.115	6	8	3.658	0.155	76.10
18	144		Bill HOMBERSLEY	Caterham 7	1:43.232	8	8	3.775	0.117	76.02
19	119		Neil SHINNER	Caterham 7	1:43.404	7	8	3.947	0.172	75.89
20	129		Richard GREEN	Caterham 7	1:43.557	4	8	4.100	0.153	75.78
21	122		Luke TZOUROU	Caterham 7	1:43.685	8	8	4.228	0.128	75.69
22	127		Gareth CORDEY	Caterham 7	1:44.018	7	8	4.561	0.333	75.44
23	146		Nick PANCISI	Caterham 7	1:45.249	6	8	5.792	1.231	74.56
24	133		Jonathan MILLER	Caterham 7	1:46.007	4	8	6.550	0.758	74.03
25	136		Anthony JAFFE	Caterham 7	1:47.193	8	8	7.736	1.186	73.21
26	160		Peter HUGHES	Caterham	1:48.274	4	8	8.817	1.081	72.48
27	120		Jim TAYLOR	Caterham 7	1:50.575	8	8	11.118	2.301	70.97
28	164		Paul ELLIOTT	Caterham 7	1:56.059	7	7	16.602	5.484	67.62

Weather / Track : Sunny / Dry

These results are provisional until the conclusion of any judicial and technical matters.

Cadwell Park
Circuit Length = 2.1800 miles
Start: 10:51 End: 11:08

Clerk of Course :

Timekeeper :

Bookatrack.com Caterham Graduate C'ship (Super Grad Class)

QUALIFYING - RACE 5 - LAP ANALYSIS

101	Trevor NEWMAN		Caterham 7				
1 -	1:46.456	+ 6.999	10:54:27.151	6 -	1:49.582	+ 10.125	11:03:06.494
2 -	1:41.999	+ 2.542	10:56:09.150	7 -	1:43.459	+ 4.002	11:04:49.953
3 -	1:40.819	+ 1.362	10:57:49.969	8 -	1:39.457		11:06:29.410
4 -	1:46.379	+ 6.922	10:59:36.348	9 -	1:41.031	+ 1.574	11:08:10.441
5 -	1:40.564	+ 1.107	11:01:16.912				
104	Hugh SMITH		Caterham 7				
1 -	1:45.943	+ 4.822	10:54:32.003	6 -	1:42.157	+ 1.036	11:03:01.313
2 -	1:42.433	+ 1.312	10:56:14.436	7 -	1:41.953	+ 0.832	11:04:43.266
3 -	1:41.890	+ 0.769	10:57:56.326	8 -	1:41.362	+ 0.241	11:06:24.628
4 -	1:41.709	+ 0.588	10:59:38.035	9 -	1:41.894	+ 0.773	11:08:06.522
5 -	1:41.121		11:01:19.156				
106	Paul TURLEY		Caterham 7				
1 -	1:55.317	+ 13.761	10:54:49.403	5 -	1:41.717	+ 0.161	11:01:38.168
2 -	1:42.252	+ 0.696	10:56:31.655	6 -	1:41.556		11:03:19.724
3 -	1:42.628	+ 1.072	10:58:14.283	7 -	1:42.295	+ 0.739	11:05:02.019
4 -	1:42.168	+ 0.612	10:59:56.451	8 -	1:41.919	+ 0.363	11:06:43.938
109	Roger FORD		Caterham 7				
1 -	1:48.253	+ 5.293	10:54:30.532	6 -	1:43.697	+ 0.737	11:03:08.670
2 -	1:43.764	+ 0.804	10:56:14.296	7 -	1:43.580	+ 0.620	11:04:52.250
3 -	1:43.560	+ 0.600	10:57:57.856	8 -	1:43.199	+ 0.239	11:06:35.449
4 -	1:42.960		10:59:40.816	9 -	1:44.061	+ 1.101	11:08:19.510
5 -	1:44.157	+ 1.197	11:01:24.973				
115	Mick WHITEHEAD		Caterham 7				
1 -	1:52.478	+ 9.943	10:55:01.136	5 -	1:45.569	+ 3.034	11:01:58.305
2 -	1:45.032	+ 2.497	10:56:46.168	6 -	1:42.535		11:03:40.840
3 -	1:43.148	+ 0.613	10:58:29.316	7 -	1:43.176	+ 0.641	11:05:24.016
4 -	1:43.420	+ 0.885	11:00:12.736	8 -	1:43.403	+ 0.868	11:07:07.419
116	Kenny YOUNG		Caterham 7				
1 -	1:51.282	+ 8.949	10:54:42.247	5 -	1:42.963	+ 0.630	11:01:36.973
2 -	1:44.954	+ 2.621	10:56:27.201	6 -	1:42.385	+ 0.052	11:03:19.358
3 -	1:43.597	+ 1.264	10:58:10.798	7 -	1:43.298	+ 0.965	11:05:02.656
4 -	1:43.212	+ 0.879	10:59:54.010	8 -	1:42.333		11:06:44.989
118	Michael ROWLAND		Caterham 7				
1 -	1:45.882	+ 3.949	10:54:33.266	6 -	1:43.736	+ 1.803	11:03:09.101
2 -	1:43.326	+ 1.393	10:56:16.592	7 -	1:43.505	+ 1.572	11:04:52.606
3 -	1:43.075	+ 1.142	10:57:59.667	8 -	1:43.113	+ 1.180	11:06:35.719
4 -	1:42.828	+ 0.895	10:59:42.495	9 -	1:41.933		11:08:17.652
5 -	1:42.870	+ 0.937	11:01:25.365				
119	Neil SHINNER		Caterham 7				
1 -	1:55.389	+ 11.985	10:54:51.924	5 -	1:45.622	+ 2.218	11:01:57.580
2 -	1:47.691	+ 4.287	10:56:39.615	6 -	1:44.800	+ 1.396	11:03:42.380
3 -	1:44.803	+ 1.399	10:58:24.418	7 -	1:43.404		11:05:25.784
4 -	1:47.540	+ 4.136	11:00:11.958	8 -	1:44.159	+ 0.755	11:07:09.943
120	Jim TAYLOR		Caterham 7				
1 -	2:00.127	+ 9.552	10:55:08.258	5 -	1:50.893	+ 0.318	11:02:36.486
2 -	1:54.133	+ 3.558	10:57:02.391	6 -	1:51.013	+ 0.438	11:04:27.499
3 -	1:51.758	+ 1.183	10:58:54.149	7 -	1:50.975	+ 0.400	11:06:18.474
4 -	1:51.444	+ 0.869	11:00:45.593	8 -	1:50.575		11:08:09.049
121	Andy SKINNER		Caterham 7				
1 -	2:07.060	+ 23.945	10:55:27.427	5 -	1:43.264	+ 0.149	11:02:22.805
2 -	1:44.120	+ 1.005	10:57:11.547	6 -	1:43.115		11:04:05.920
3 -	1:43.195	+ 0.080	10:58:54.742	7 -	1:44.275	+ 1.160	11:05:50.195
4 -	1:44.799	+ 1.684	11:00:39.541	8 -	1:44.117	+ 1.002	11:07:34.312

Cadwell Park
 Circuit Length = 2.1800 miles
 Start: 10:51 End: 11:08

Weather / Track : Sunny / Dry

Bookatrack.com Caterham Graduate C'ship (Super Grad Class)

QUALIFYING - RACE 5 - LAP ANALYSIS

122	Luke TZOUROU		Caterham 7				
1 -	1:55.665	+ 11.980	10:55:00.377	5 -	1:45.499	+ 1.814	11:02:03.166
2 -	1:47.722	+ 4.037	10:56:48.099	6 -	1:47.903	+ 4.218	11:03:51.069
3 -	1:44.560	+ 0.875	10:58:32.659	7 -	1:44.675	+ 0.990	11:05:35.744
4 -	1:45.008	+ 1.323	11:00:17.667	8 -	1:43.685		11:07:19.429
124	Jamie WARING		Caterham 7				
1 -	1:47.349	+ 6.697	10:54:28.697	6 -	1:50.261	+ 9.609	11:03:06.838
2 -	1:42.044	+ 1.392	10:56:10.741	7 -	1:40.893	+ 0.241	11:04:47.731
3 -	1:40.840	+ 0.188	10:57:51.581	8 -	1:40.652		11:06:28.383
4 -	1:42.754	+ 2.102	10:59:34.335	9 -	1:40.944	+ 0.292	11:08:09.327
5 -	1:42.242	+ 1.590	11:01:16.577				
127	Gareth CORDEY		Caterham 7				
1 -	1:55.094	+ 11.076	10:54:57.371	5 -	1:45.719	+ 1.701	11:01:58.147
2 -	1:46.151	+ 2.133	10:56:43.522	6 -	1:44.897	+ 0.879	11:03:43.044
3 -	1:44.458	+ 0.440	10:58:27.980	7 -	1:44.018		11:05:27.062
4 -	1:44.448	+ 0.430	11:00:12.428	8 -	1:44.499	+ 0.481	11:07:11.561
129	Richard GREEN		Caterham 7				
1 -	1:58.001	+ 14.444	10:54:57.372	5 -	1:50.885	+ 7.328	11:02:08.553
2 -	1:50.232	+ 6.675	10:56:47.604	6 -	1:45.932	+ 2.375	11:03:54.485
3 -	1:46.507	+ 2.950	10:58:34.111	7 -	1:44.879	+ 1.322	11:05:39.364
4 -	1:43.557		11:00:17.668	8 -	1:46.894	+ 3.337	11:07:26.258
133	Jonathan MILLER		Caterham 7				
1 -	1:55.398	+ 9.391	10:54:52.678	5 -	1:48.127	+ 2.120	11:02:05.420
2 -	1:50.108	+ 4.101	10:56:42.786	6 -	1:46.804	+ 0.797	11:03:52.224
3 -	1:48.500	+ 2.493	10:58:31.286	7 -	1:47.161	+ 1.154	11:05:39.385
4 -	1:46.007		11:00:17.293	8 -	1:46.299	+ 0.292	11:07:25.684
134	Dylan STANLEY		Caterham 7				
1 -	1:54.367	+ 11.476	10:54:59.726	5 -	1:47.029	+ 4.138	11:02:00.538
2 -	1:45.887	+ 2.996	10:56:45.613	6 -	1:43.172	+ 0.281	11:03:43.710
3 -	1:44.823	+ 1.932	10:58:30.436	7 -	1:42.891		11:05:26.601
4 -	1:43.073	+ 0.182	11:00:13.509	8 -	1:44.302	+ 1.411	11:07:10.903
136	Anthony JAFFE		Caterham 7				
1 -	1:52.530	+ 5.337	10:54:42.141	5 -	1:51.126	+ 3.933	11:02:02.897
2 -	1:49.361	+ 2.168	10:56:31.502	6 -	1:47.899	+ 0.706	11:03:50.796
3 -	1:50.686	+ 3.493	10:58:22.188	7 -	1:47.274	+ 0.081	11:05:38.070
4 -	1:49.583	+ 2.390	11:00:11.771	8 -	1:47.193		11:07:25.263
144	Bill HOMBERSLEY		Caterham 7				
1 -	1:55.559	+ 12.327	10:54:50.483	5 -	1:44.331	+ 1.099	11:01:49.042
2 -	1:45.794	+ 2.562	10:56:36.277	6 -	1:43.900	+ 0.668	11:03:32.942
3 -	1:43.950	+ 0.718	10:58:20.227	7 -	1:45.032	+ 1.800	11:05:17.974
4 -	1:44.484	+ 1.252	11:00:04.711	8 -	1:43.232		11:07:01.206
146	Nick PANCISI		Caterham 7				
1 -	1:53.425	+ 8.176	10:55:02.533	5 -	1:47.156	+ 1.907	11:02:07.428
2 -	1:46.393	+ 1.144	10:56:48.926	6 -	1:45.249		11:03:52.677
3 -	1:45.776	+ 0.527	10:58:34.702	7 -	1:45.500	+ 0.251	11:05:38.177
4 -	1:45.570	+ 0.321	11:00:20.272	8 -	1:45.507	+ 0.258	11:07:23.684
155	Darrell WILSON		Caterham 7				
1 -	1:46.013	+ 4.765	10:54:34.367	6 -	1:44.310	+ 3.062	11:03:07.735
2 -	1:42.849	+ 1.601	10:56:17.216	7 -	1:43.561	+ 2.313	11:04:51.296
3 -	1:41.248		10:57:58.464	8 -	1:43.611	+ 2.363	11:06:34.907
4 -	1:42.749	+ 1.501	10:59:41.213	9 -	1:42.213	+ 0.965	11:08:17.120
5 -	1:42.212	+ 0.964	11:01:23.425				

Cadwell Park
 Circuit Length = 2.1800 miles
 Start: 10:51 End: 11:08

Weather / Track : Sunny / Dry


Bookatrack.com Caterham Graduate C'ship (Super Grad Class)

QUALIFYING - RACE 5 - LAP ANALYSIS

159	Andy MOLSON		Caterham 7			
1 -	1:54.954	+ 12.037	10:54:56.728	5 -	1:42.917	11:01:51.330
2 -	1:43.753	+ 0.836	10:56:40.481	6 -	1:43.403	+ 0.486 11:03:34.733
3 -	1:44.485	+ 1.568	10:58:24.966	7 -	1:44.117	+ 1.200 11:05:18.850
4 -	1:43.447	+ 0.530	11:00:08.413	8 -	1:45.309	+ 2.392 11:07:04.159
160	Peter HUGHES		Caterham			
1 -	1:57.213	+ 8.939	10:55:10.580	5 -	1:49.098	+ 0.824 11:02:24.615
2 -	1:48.388	+ 0.114	10:56:58.968	6 -	1:48.444	+ 0.170 11:04:13.059
3 -	1:48.275	+ 0.001	10:58:47.243	7 -	1:48.278	+ 0.004 11:06:01.337
4 -	1:48.274		11:00:35.517	8 -	1:52.216	+ 3.942 11:07:53.553
164	Paul ELLIOTT		Caterham 7			
1 -	2:06.005	+ 9.946	10:55:20.964	5 -	1:59.541	+ 3.482 11:03:18.103
2 -	2:00.260	+ 4.201	10:57:21.224	6 -	2:01.760	+ 5.701 11:05:19.863
3 -	1:58.201	+ 2.142	10:59:19.425	7 -	1:56.059	11:07:15.922
4 -	1:59.137	+ 3.078	11:01:18.562			
173	Oliver BENJAMIN		Caterham 7			
1 -	1:48.686	+ 6.994	10:54:31.892	6 -	1:43.308	+ 1.616 11:03:07.340
2 -	1:43.522	+ 1.830	10:56:15.414	7 -	1:43.489	+ 1.797 11:04:50.829
3 -	1:42.888	+ 1.196	10:57:58.302	8 -	1:41.692	11:06:32.521
4 -	1:43.457	+ 1.765	10:59:41.759	9 -	1:47.573	+ 5.881 11:08:20.094
5 -	1:42.273	+ 0.581	11:01:24.032			
174	William BENJAMIN		Caterham 7			
1 -	1:48.182	+ 5.788	10:54:35.501	6 -	1:43.080	+ 0.686 11:03:10.451
2 -	1:42.893	+ 0.499	10:56:18.394	7 -	1:42.915	+ 0.521 11:04:53.366
3 -	1:42.907	+ 0.513	10:58:01.301	8 -	1:44.869	+ 2.475 11:06:38.235
4 -	1:42.803	+ 0.409	10:59:44.104	9 -	1:42.394	11:08:20.629
5 -	1:43.267	+ 0.873	11:01:27.371			
181	Tim GUDGEON-OSTERRITTER		Caterham 7			
1 -	1:55.029	+ 14.523	10:54:48.871	5 -	1:41.420	+ 0.914 11:01:41.460
2 -	1:46.714	+ 6.208	10:56:35.585	6 -	1:40.506	11:03:21.966
3 -	1:42.845	+ 2.339	10:58:18.430	7 -	1:40.965	+ 0.459 11:05:02.931
4 -	1:41.610	+ 1.104	11:00:00.040	8 -	1:49.113	+ 8.607 11:06:52.044
188	Alan HARBER		Caterham 7			
1 -	1:53.757	+ 11.070	10:55:08.304	5 -	1:45.454	+ 2.767 11:02:08.554
2 -	1:46.169	+ 3.482	10:56:54.473	6 -	1:48.953	+ 6.266 11:03:57.507
3 -	1:44.600	+ 1.913	10:58:39.073	7 -	1:42.687	11:05:40.194
4 -	1:44.027	+ 1.340	11:00:23.100	8 -	1:53.972	+ 11.285 11:07:34.166
190	David PEARCE		Caterham 7			
1 -	1:54.723	+ 13.765	10:54:58.577	5 -	1:42.276	+ 1.318 11:01:45.699
2 -	1:42.098	+ 1.140	10:56:40.675	6 -	1:41.360	+ 0.402 11:03:27.059
3 -	1:41.527	+ 0.569	10:58:22.202	7 -	1:41.385	+ 0.427 11:05:08.444
4 -	1:41.221	+ 0.263	11:00:03.423	8 -	1:40.958	11:06:49.402

Bookatrack.com Caterham Graduate C'ship (Super Grad Class)

RACE 5 - GRID

ROW 14	1:56.059 164 Paul ELLIOTT	1:50.575 120 Jim TAYLOR
ROW 13	1:48.274 160 Peter HUGHES	1:47.193 136 Anthony JAFFE
ROW 12	1:46.007 133 Jonathan MILLER	1:45.249 146 Nick PANCISI
ROW 11	1:44.018 127 Gareth CORDEY	1:43.685 122 Luke TZOUROU
ROW 10	1:43.557 129 Richard GREEN	1:43.404 119 Neil SHINNER
ROW 9	1:43.232 144 Bill HOMBERSLEY	1:43.115 121 Andy SKINNER
ROW 8	1:42.960 109 Roger FORD	1:42.917 159 Andy MOLSOM
ROW 7	1:42.891 134 Dylan STANLEY	1:42.687 188 Alan HARBER
ROW 6	1:42.535 115 Mick WHITEHEAD	1:42.394 174 William BENJAMIN
ROW 5	1:42.333 116 Kenny YOUNG	1:41.933 118 Michael ROWLAND
ROW 4	1:41.692 173 Oliver BENJAMIN	1:41.556 106 Paul TURLEY
ROW 3	1:41.248 155 Darrell WILSON	1:41.121 104 Hugh SMITH
ROW 2	1:40.958 190 David PEARCE	1:40.652 124 Jamie WARING
ROW 1	1:40.506 181 Tim GUDGEON-OSTERRITTER	1:39.457 101 Trevor NEWMAN
Pole		
		

Cadwell Park
Circuit Length = 2.1800 miles

These results are provisional until the conclusion of any judicial and technical matters.

Clerk of Course :		Timekeeper :
-------------------	--	--------------

Bookatrack.com Caterham Graduate C'ship (Super Grad Class)

RACE 5 - CLASSIFICATION

POS	NO	CL	NAME	ENTRY	LAPS	TIME	GAP	DIFF	MPH	BEST	ON
1	101		Trevor NEWMAN	Caterham 7	9	15:14.256			77.25	1:40.366	5
2	124		Jamie WARING	Caterham 7	9	15:14.897	0.641	0.641	77.20	1:40.173	4
3	190		David PEARCE	Caterham 7	9	15:15.251	0.995	0.354	77.17	1:40.041	4
4	181		Tim GUDGEON-OSTERRITTER	Caterham 7	9	15:16.137	1.881	0.886	77.09	1:40.135	4
5	106		Paul TURLEY	Caterham 7	9	15:21.537	7.281	5.400	76.64	1:40.402	4
6	104		Hugh SMITH	Caterham 7	9	15:21.664	7.408	0.127	76.63	1:40.461	4
7	155		Darrell WILSON	Caterham 7	9	15:25.139	10.883	3.475	76.34	1:40.380	4
8	116		Kenny YOUNG	Caterham 7	9	15:31.243	16.987	6.104	75.84	1:41.937	7
9	173		Oliver BENJAMIN	Caterham 7	9	15:32.490	18.234	1.247	75.74	1:41.894	7
10	118		Michael ROWLAND	Caterham 7	9	15:32.768	18.512	0.278	75.72	1:41.760	9
11	174		William BENJAMIN	Caterham 7	9	15:35.097	20.841	2.329	75.53	1:42.034	4
12	188		Alan HARBER	Caterham 7	9	15:36.138	21.882	1.041	75.45	1:41.470	6
13	144		Bill HOMBERSLEY	Caterham 7	9	15:44.860	30.604	8.722	74.75	1:42.623	3
14	109		Roger FORD	Caterham 7	9	15:45.151	30.895	0.291	74.73	1:42.977	4
15	159		Andy MOLSON	Caterham 7	9	15:45.929	31.673	0.778	74.67	1:42.652	2
16	134		Dylan STANLEY	Caterham 7	9	15:46.426	32.170	0.497	74.63	1:42.841	3
17	127		Gareth CORDEY	Caterham 7	9	15:46.901	32.645	0.475	74.59	1:42.868	6
18	119		Neil SHINNER	Caterham 7	9	15:47.284	33.028	0.383	74.56	1:42.997	7
19	133		Jonathan MILLER	Caterham 7	9	15:55.232	40.976	7.948	73.94	1:44.073	3
20	122		Luke TZOUROU	Caterham 7	9	16:11.786	57.530	16.554	72.68	1:44.477	7
21	146		Nick PANCISI	Caterham 7	9	16:19.322	1:05.066	7.536	72.12	1:44.674	7
22	129		Richard GREEN	Caterham 7	9	16:20.097	1:05.841	0.775	72.06	1:45.015	7
23	136		Anthony JAFFE	Caterham 7	9	16:20.751	1:06.495	0.654	72.01	1:44.210	7
24	160		Peter HUGHES	Caterham	8	14:47.784	1 lap	1 lap	70.72	1:46.756	3
25	120		Jim TAYLOR	Caterham 7	8	15:06.893	1 lap	19.109	69.23	1:48.351	8
26	164		Paul ELLIOTT	Caterham 7	8	15:38.779	1 lap	31.886	66.87	1:54.207	6

NOT CLASSIFIED

DNF	115		Mick WHITEHEAD	Caterham 7	3	5:18.356	6 laps	5 laps	73.95	1:42.184	2
DQ	121		Andy SKINNER	Caterham 7	8	14:20.245	1 lap	0.000	72.98		3

FASTEST LAP

	190		David PEARCE	Caterham 7	4	1:40.041		78.44 mph		126.25 kph	
--	-----	--	--------------	------------	---	----------	--	-----------	--	------------	--

Weather / Track : Sunny / Dry

These results are provisional until the conclusion of any judicial and technical matters.

Cadwell Park
Circuit Length = 2.1800 miles
Start: 15:47 End: 16:08

Clerk of Course :		Timekeeper :	
-------------------	--	--------------	--

Bookatrack.com Caterham Graduate C'ship (Super Grad Class)

RACE 5 - LAP CHART

Lap 1			Lap 2			Lap 3			Lap 4			Lap 5		
No	Behind	Laptime	No	Behind	Laptime	No	Behind	Laptime	No	Behind	Laptime	No	Behind	Laptime
101		1:47.450	101		1:40.783	101		1:40.967	181		1:40.135	101		1:40.366
181	1.137	1:48.587	181	1.441	1:41.087	181	0.732	1:40.258	101	0.043	1:40.910	181	0.787	1:41.196
190	1.581	1:49.031	190	1.707	1:40.909	190	1.376	1:40.636	190	0.550	1:40.041	190	1.370	1:41.229
124	1.968	1:49.418	124	2.220	1:41.035	124	1.545	1:40.292	124	0.851	1:40.173	124	1.722	1:41.280
104	2.458	1:49.908	104	3.295	1:41.620	104	3.022	1:40.694	104	2.616	1:40.461	106	4.039	1:40.951
106	3.286	1:50.736	106	3.653	1:41.150	106	3.962	1:41.276	106	3.497	1:40.402	104	4.258	1:42.051
155	3.422	1:50.872	155	4.214	1:41.575	155	4.432	1:41.185	155	3.945	1:40.380	155	5.215	1:41.679
173	4.347	1:51.797	173	5.868	1:42.304	118	7.738	1:42.718	173	9.230	1:42.242	173	11.914	1:43.093
118	4.657	1:52.107	118	5.987	1:42.113	173	7.855	1:42.954	118	9.282	1:42.411	116	12.162	1:42.461
116	5.317	1:52.767	116	6.719	1:42.185	116	8.472	1:42.720	116	10.110	1:42.505	118	12.539	1:43.666
115	5.661	1:53.111	115	7.062	1:42.184	115	9.156	1:43.061	174	10.789	1:42.034	174	13.265	1:42.885
174	6.416	1:53.866	174	8.231	1:42.598	174	9.622	1:42.358	188	12.921	1:42.152	188	14.556	1:42.044
159	7.156	1:54.606	159	9.025	1:42.652	188	11.636	1:42.979	134	14.942	1:42.848	134	18.345	1:43.812
188	7.599	1:55.049	188	9.624	1:42.808	159	12.466	1:44.408	159	15.406	1:43.807	109	18.789	1:43.385
134	8.540	1:55.990	134	11.087	1:43.330	134	12.961	1:42.841	109	15.813	1:42.977	144	19.826	1:43.325
109	8.876	1:56.326	109	11.498	1:43.405	109	13.703	1:43.172	144	16.910	1:43.579	159	20.498	1:45.501
144	9.442	1:56.892	144	12.542	1:43.883	144	14.198	1:42.623	127	19.133	1:43.403	127	22.486	1:43.762
119	10.643	1:58.093	127	14.372	1:44.376	127	16.597	1:43.192	119	19.611	1:43.297	119	22.879	1:43.677
127	10.779	1:58.229	119	14.827	1:44.967	119	17.181	1:43.321	133	22.388	1:44.312	133	26.810	1:44.831
133	11.498	1:58.948	133	15.837	1:45.122	133	18.943	1:44.073	129	27.489	1:46.189	129	34.376	1:47.296
129	11.499	1:58.949	129	17.273	1:46.557	129	22.167	1:45.861	146	27.811	1:45.957	146	34.620	1:47.218
122	12.501	1:59.951	122	17.274	1:45.556	146	22.721	1:46.175	122	28.323	1:46.086	122	36.150	1:48.236
146	13.182	2:00.632	146	17.513	1:45.114	122	23.104	1:46.797	136	29.224	1:46.252	136	36.875	1:48.060
160	14.475	2:01.925	136	18.874	1:45.126	136	23.839	1:45.932	160	33.893	1:47.709	160	40.620	1:47.136
136	14.531	2:01.981	160	21.262	1:47.570	160	27.051	1:46.756	120	56.703	1:55.039	120	1:07.872	1:51.578
164	18.443	2:05.893	120	32.587	1:54.014	120	42.531	1:50.911	164	1:03.079	1:56.217	164	1:17.567	1:54.897
120	19.356	2:06.806	164	34.181	1:56.521	164	47.729	1:54.515						

Bookatrack.com Caterham Graduate C'ship (Super Grad Class)

RACE 5 - LAP CHART

Lap 6			Lap 7			Lap 8			Lap 9		
No	Behind	Laptime	No	Behind	Laptime	No	Behind	Laptime	No	Behind	Laptime
101		1:41.047	101		1:40.700	101		1:41.400	101		1:40.633
190	1.047	1:40.724	124	0.920	1:40.182	124	0.001	1:40.481	124	0.641	1:41.273
124	1.438	1:40.763	190	1.520	1:41.173	190	0.201	1:40.081	190	0.995	1:41.427
181	2.079	1:42.339	181	2.842	1:41.463	181	2.324	1:40.882	181	1.881	1:40.190
106	5.132	1:42.140	106	5.855	1:41.423	106	6.193	1:41.738	106	7.281	1:41.721
104	5.366	1:42.155	104	5.946	1:41.280	104	6.421	1:41.875	104	7.408	1:41.620
155	6.584	1:42.416	155	8.050	1:42.166	164	1 LAP	1:58.029	155	10.883	1:42.858
173	12.924	1:42.057	173	14.118	1:41.894	155	8.658	1:42.008	116	16.987	1:42.268
116	13.303	1:42.188	116	14.540	1:41.937	116	15.352	1:42.212	173	18.234	1:42.912
118	13.638	1:42.146	174	16.363	1:42.356	173	15.955	1:43.237	118	18.512	1:41.760
174	14.707	1:42.489	118	16.550	1:43.612	118	17.385	1:42.235	174	20.841	1:42.695
188	14.979	1:41.470	188	16.935	1:42.656	174	18.779	1:43.816	188	21.882	1:43.358
134	21.141	1:43.843	134	24.162	1:43.721	188	19.157	1:43.622	164	1 LAP	1:58.500
109	21.744	1:44.002	109	24.392	1:43.348	109	26.595	1:43.603	144	30.604	1:43.848
144	22.190	1:43.411	144	25.282	1:43.792	144	27.389	1:43.507	109	30.895	1:44.933
159	22.824	1:43.373	159	25.839	1:43.715	159	27.962	1:43.523	159	31.673	1:44.344
127	24.307	1:42.868	127	26.717	1:43.110	134	28.735	1:45.973	134	32.170	1:44.068
119	25.087	1:43.255	119	27.384	1:42.997	127	29.231	1:43.914	127	32.645	1:44.047
133	30.087	1:44.324	133	33.976	1:44.589	119	29.987	1:44.003	119	33.028	1:43.674
146	40.230	1:46.657	146	44.204	1:44.674	133	37.301	1:44.725	133	40.976	1:44.308
122	40.583	1:45.480	122	44.360	1:44.477	146	47.840	1:45.036	122	57.530	1:50.206
129	41.798	1:48.469	136	45.385	1:44.210	122	47.957	1:44.997	146	1:05.066	1:57.859
136	41.875	1:46.047	129	46.113	1:45.015	136	49.207	1:45.222	129	1:05.841	1:56.486
160	1:00.111	2:00.538	160	1:07.650	1:48.239	129	49.988	1:45.275	136	1:06.495	1:57.921
120	1:17.586	1:50.761	120	1:26.319	1:49.433	160	1:14.161	1:47.911			
164	1:30.727	1:54.207				120	1:33.270	1:48.351			

Bookatrack.com Caterham Graduate C'ship (Mega Grad Class)

QUALIFYING - RACE 7 - CLASSIFICATION

POS	NO	CL	NAME	ENTRY	TIME	ON	LAPS	GAP	DIFF	MPH
1	1		Jamie ELLWOOD	Caterham 7	1:38.484	6	9			79.68
2	2		Andrew ENNIS	Caterham 7	1:38.713	4	7	0.229	0.229	79.50
3	4		Andrew SMITH	Caterham	1:38.881	6	9	0.397	0.168	79.36
4	18		Declan DOLAN	Caterham 7	1:38.906	8	9	0.422	0.025	79.34
5	8		James BARLOW	Caterham 7	1:39.016	7	8	0.532	0.110	79.26
6	13		Stuart SIMPSON	Caterham 7	1:39.029	5	8	0.545	0.013	79.25
7	6		Martin AMISON	Caterham 7	1:39.438	9	9	0.954	0.409	78.92
8	11		Adrian RUSSELL	Caterham 7	1:39.839	9	9	1.355	0.401	78.60
9	45		Myles PACKMAN	Caterham 7	1:39.914	9	9	1.430	0.075	78.54
10	17		Paul MANYWEATHERS	Caterham 7	1:39.928	4	9	1.444	0.014	78.53
11	29		Will SHARMAN	Caterham 7	1:39.987	2	9	1.503	0.059	78.49
12	9		Nick FROST	Caterham 7	1:40.061	9	9	1.577	0.074	78.43
13	70		David SHAW	Caterham 7	1:40.120	7	8	1.636	0.059	78.38
14	53		Robert DRAPER	Caterham 7	1:40.202	9	9	1.718	0.082	78.32
15	42		Tim JUMP	Caterham 7	1:40.238	6	9	1.754	0.036	78.29
16	12		Trevor CARVEY	Caterham 7	1:40.413	4	8	1.929	0.175	78.15
17	21		Keith PENNINGTON	Caterham 7	1:40.795	9	9	2.311	0.382	77.86
18	26		Kim RAYMENT	Caterham 7	1:40.915	8	9	2.431	0.120	77.76
19	50		Andrew LEWINGTON	Caterham 7	1:41.219	7	9	2.735	0.304	77.53
20	14		Tom OVERTON	Caterham 7	1:41.282	4	7	2.798	0.063	77.48
21	3		George LONGMUIR	Caterham 7	1:42.017	8	9	3.533	0.735	76.92
22	38		Ian BRUNNING	Caterham 7	1:42.462	9	9	3.978	0.445	76.59
23	46		Alwynn MORRIS	Caterham 7	1:44.349	5	8	5.865	1.887	75.20
24	43		Mick PALFREY	Caterham	1:44.906	3	6	6.422	0.557	74.81
25	27		Neil GILL	Caterham 7	1:45.882	7	8	7.398	0.976	74.12

Weather / Track : Sunny / Dry

These results are provisional until the conclusion of any judicial and technical matters.

Cadwell Park
Circuit Length = 2.1800 miles
Start: 11:33 End: 11:51

Clerk of Course :		Timekeeper :
-------------------	--	--------------

Bookatrack.com Caterham Graduate C'ship (Mega Grad Class)

QUALIFYING - RACE 7 - LAP ANALYSIS

1	Jamie ELLWOOD						Caterham 7	
1 -	1:43.367	+ 4.883	11:36:10.895	6 -	1:38.484		11:44:29.206	
2 -	1:39.726	+ 1.242	11:37:50.621	7 -	1:39.215	+ 0.731	11:46:08.421	
3 -	1:39.702	+ 1.218	11:39:30.323	8 -	1:41.259	+ 2.775	11:47:49.680	
4 -	1:39.111	+ 0.627	11:41:09.434	9 -	1:42.046	+ 3.562	11:49:31.726	
5 -	1:41.288	+ 2.804	11:42:50.722					
2	Andrew ENNIS						Caterham 7	
1 -	2:01.899	+ 23.186	11:37:24.049	5 -	1:39.153	+ 0.440	11:45:43.491	
2 -	3:21.875	+ 1:43.162	11:40:45.924	6 -	1:38.877	+ 0.164	11:47:22.368	
3 -	1:39.701	+ 0.988	11:42:25.625	7 -	1:41.916	+ 3.203	11:49:04.284	
4 -	1:38.713		11:44:04.338					
3	George LONGMUIR						Caterham 7	
1 -	1:51.526	+ 9.509	11:36:57.582	6 -	1:42.242	+ 0.225	11:45:34.545	
2 -	1:46.797	+ 4.780	11:38:44.379	7 -	1:42.703	+ 0.686	11:47:17.248	
3 -	1:42.408	+ 0.391	11:40:26.787	8 -	1:42.017		11:48:59.265	
4 -	1:42.887	+ 0.870	11:42:09.674	9 -	1:42.511	+ 0.494	11:50:41.776	
5 -	1:42.629	+ 0.612	11:43:52.303					
4	Andrew SMITH						Caterham	
1 -	1:43.425	+ 4.544	11:36:10.081	6 -	1:38.881		11:44:28.997	
2 -	1:40.170	+ 1.289	11:37:50.251	7 -	1:40.811	+ 1.930	11:46:09.808	
3 -	1:39.457	+ 0.576	11:39:29.708	8 -	1:38.936	+ 0.055	11:47:48.744	
4 -	1:41.431	+ 2.550	11:41:11.139	9 -	1:42.787	+ 3.906	11:49:31.531	
5 -	1:38.977	+ 0.096	11:42:50.116					
6	Martin AMISON						Caterham 7	
1 -	1:44.687	+ 5.249	11:36:27.039	6 -	1:41.059	+ 1.621	11:44:51.601	
2 -	1:40.928	+ 1.490	11:38:07.967	7 -	1:40.737	+ 1.299	11:46:32.338	
3 -	1:41.412	+ 1.974	11:39:49.379	8 -	1:39.780	+ 0.342	11:48:12.118	
4 -	1:40.592	+ 1.154	11:41:29.971	9 -	1:39.438		11:49:51.556	
5 -	1:40.571	+ 1.133	11:43:10.542					
8	James BARLOW						Caterham 7	
1 -	2:02.565	+ 23.549	11:36:55.460	5 -	1:48.639	+ 9.623	11:44:05.685	
2 -	2:00.049	+ 21.033	11:38:55.509	6 -	1:40.032	+ 1.016	11:45:45.717	
3 -	1:41.463	+ 2.447	11:40:36.972	7 -	1:39.016		11:47:24.733	
4 -	1:40.074	+ 1.058	11:42:17.046	8 -	1:40.067	+ 1.051	11:49:04.800	
9	Nick FROST						Caterham 7	
1 -	1:51.283	+ 11.222	11:36:42.958	6 -	1:40.597	+ 0.536	11:45:08.857	
2 -	1:42.967	+ 2.906	11:38:25.925	7 -	1:40.082	+ 0.021	11:46:48.939	
3 -	1:40.996	+ 0.935	11:40:06.921	8 -	1:40.301	+ 0.240	11:48:29.240	
4 -	1:40.603	+ 0.542	11:41:47.524	9 -	1:40.061		11:50:09.301	
5 -	1:40.736	+ 0.675	11:43:28.260					
11	Adrian RUSSELL						Caterham 7	
1 -	1:44.692	+ 4.853	11:36:23.853	6 -	1:41.370	+ 1.531	11:44:51.395	
2 -	1:42.387	+ 2.548	11:38:06.240	7 -	1:41.769	+ 1.930	11:46:33.164	
3 -	1:42.445	+ 2.606	11:39:48.685	8 -	1:41.330	+ 1.491	11:48:14.494	
4 -	1:40.748	+ 0.909	11:41:29.433	9 -	1:39.839		11:49:54.333	
5 -	1:40.592	+ 0.753	11:43:10.025					
12	Trevor CARVEY						Caterham 7	
1 -	1:53.336	+ 12.923	11:36:54.018	5 -	1:41.705	+ 1.292	11:43:54.256	
2 -	1:50.974	+ 10.561	11:38:44.992	6 -	1:49.229	+ 8.816	11:45:43.485	
3 -	1:47.146	+ 6.733	11:40:32.138	7 -	1:40.992	+ 0.579	11:47:24.477	
4 -	1:40.413		11:42:12.551	8 -	1:40.721	+ 0.308	11:49:05.198	
13	Stuart SIMPSON						Caterham 7	
1 -	2:34.452	+ 55.423	11:37:49.773	5 -	1:39.029		11:44:28.374	
2 -	1:40.239	+ 1.210	11:39:30.012	6 -	1:40.927	+ 1.898	11:46:09.301	

Cadwell Park
 Circuit Length = 2.1800 miles
 Start: 11:33 End: 11:51

Weather / Track : Sunny / Dry

Bookatrack.com Caterham Graduate C'ship (Mega Grad Class)

QUALIFYING - RACE 7 - LAP ANALYSIS

3 -	1:40.143	+ 1.114	11:41:10.155	7 -	1:39.601	+ 0.572	11:47:48.902
4 -	1:39.190	+ 0.161	11:42:49.345	8 -	1:40.140	+ 1.111	11:49:29.042
14	Tom OVERTON		Caterham 7				
1 -	1:45.021	+ 3.739	11:36:23.543	5 -	1:42.694	+ 1.412	11:43:12.441
2 -	1:42.365	+ 1.083	11:38:05.908	6 -	1:42.520	+ 1.238	11:44:54.961
3 -	1:42.557	+ 1.275	11:39:48.465	7 -	1:42.004	+ 0.722	11:46:36.965
4 -	1:41.282		11:41:29.747				
17	Paul MANYWEATHERS		Caterham 7				
1 -	1:45.509	+ 5.581	11:36:22.309	6 -	1:40.319	+ 0.391	11:44:52.729
2 -	1:44.965	+ 5.037	11:38:07.274	7 -	1:40.913	+ 0.985	11:46:33.642
3 -	1:44.384	+ 4.456	11:39:51.658	8 -	1:40.201	+ 0.273	11:48:13.843
4 -	1:39.928		11:41:31.586	9 -	1:39.957	+ 0.029	11:49:53.800
5 -	1:40.824	+ 0.896	11:43:12.410				
18	Declan DOLAN		Caterham 7				
1 -	1:43.333	+ 4.427	11:36:25.993	6 -	1:39.365	+ 0.459	11:44:47.219
2 -	1:40.453	+ 1.547	11:38:06.446	7 -	1:39.519	+ 0.613	11:46:26.738
3 -	1:41.231	+ 2.325	11:39:47.677	8 -	1:38.906		11:48:05.644
4 -	1:39.838	+ 0.932	11:41:27.515	9 -	1:39.119	+ 0.213	11:49:44.763
5 -	1:40.339	+ 1.433	11:43:07.854				
21	Keith PENNINGTON		Caterham 7				
1 -	1:53.684	+ 12.889	11:36:47.341	6 -	1:42.588	+ 1.793	11:45:23.140
2 -	1:44.040	+ 3.245	11:38:31.381	7 -	1:40.935	+ 0.140	11:47:04.075
3 -	1:43.682	+ 2.887	11:40:15.063	8 -	1:41.718	+ 0.923	11:48:45.793
4 -	1:42.614	+ 1.819	11:41:57.677	9 -	1:40.795		11:50:26.588
5 -	1:42.875	+ 2.080	11:43:40.552				
26	Kim RAYMENT		Caterham 7				
1 -	1:49.318	+ 8.403	11:36:49.032	6 -	1:41.911	+ 0.996	11:45:23.878
2 -	1:43.401	+ 2.486	11:38:32.433	7 -	1:41.938	+ 1.023	11:47:05.816
3 -	1:42.000	+ 1.085	11:40:14.433	8 -	1:40.915		11:48:46.731
4 -	1:43.430	+ 2.515	11:41:57.863	9 -	1:41.352	+ 0.437	11:50:28.083
5 -	1:44.104	+ 3.189	11:43:41.967				
27	Neil GILL		Caterham 7				
1 -	2:00.401	+ 14.519	11:37:08.930	5 -	1:48.053	+ 2.171	11:44:24.262
2 -	1:50.869	+ 4.987	11:38:59.799	6 -	1:47.959	+ 2.077	11:46:12.221
3 -	1:48.866	+ 2.984	11:40:48.665	7 -	1:45.882		11:47:58.103
4 -	1:47.544	+ 1.662	11:42:36.209	8 -	1:46.099	+ 0.217	11:49:44.202
29	Will SHARMAN		Caterham 7				
1 -	1:42.442	+ 2.455	11:36:28.408	6 -	1:45.502	+ 5.515	11:44:59.996
2 -	1:39.987		11:38:08.395	7 -	1:40.347	+ 0.360	11:46:40.343
3 -	1:42.568	+ 2.581	11:39:50.963	8 -	1:40.242	+ 0.255	11:48:20.585
4 -	1:40.095	+ 0.108	11:41:31.058	9 -	1:40.692	+ 0.705	11:50:01.277
5 -	1:43.436	+ 3.449	11:43:14.494				
38	Ian BRUNNING		Caterham 7				
1 -	1:56.283	+ 13.821	11:36:51.748	6 -	1:43.544	+ 1.082	11:45:36.963
2 -	1:47.870	+ 5.408	11:38:39.618	7 -	1:42.507	+ 0.045	11:47:19.470
3 -	1:44.652	+ 2.190	11:40:24.270	8 -	1:42.547	+ 0.085	11:49:02.017
4 -	1:45.225	+ 2.763	11:42:09.495	9 -	1:42.462		11:50:44.479
5 -	1:43.924	+ 1.462	11:43:53.419				
42	Tim JUMP		Caterham 7				
1 -	1:45.297	+ 5.059	11:36:22.614	6 -	1:40.238		11:44:49.610
2 -	1:42.574	+ 2.336	11:38:05.188	7 -	1:40.687	+ 0.449	11:46:30.297
3 -	1:41.886	+ 1.648	11:39:47.074	8 -	1:41.380	+ 1.142	11:48:11.677
4 -	1:41.475	+ 1.237	11:41:28.549	9 -	1:40.847	+ 0.609	11:49:52.524
5 -	1:40.823	+ 0.585	11:43:09.372				

Cadwell Park
Circuit Length = 2.1800 miles
Start: 11:33 End: 11:51

Weather / Track : Sunny / Dry


Bookatrack.com Caterham Graduate C'ship (Mega Grad Class)

QUALIFYING - RACE 7 - LAP ANALYSIS

43	Mick PALFREY		Caterham				
1 -	1:52.186	+ 7.280	11:36:54.783	4 -	2:24.731 P	+ 39.825	11:42:51.296
2 -	1:46.876	+ 1.970	11:38:41.659	5 -	2:08.904	+ 23.998	11:45:00.200
3 -	1:44.906		11:40:26.565	6 -	2:17.047 P	+ 32.141	11:47:17.247
45	Myles PACKMAN		Caterham 7				
1 -	1:44.961	+ 5.047	11:36:22.945	6 -	1:40.461	+ 0.547	11:44:50.375
2 -	1:42.630	+ 2.716	11:38:05.575	7 -	1:40.349	+ 0.435	11:46:30.724
3 -	1:40.853	+ 0.939	11:39:46.428	8 -	1:40.149	+ 0.235	11:48:10.873
4 -	1:40.752	+ 0.838	11:41:27.180	9 -	1:39.914		11:49:50.787
5 -	1:42.734	+ 2.820	11:43:09.914				
46	Alwynn MORRIS		Caterham 7				
1 -	1:55.721	+ 11.372	11:37:08.222	5 -	1:44.349		11:44:14.092
2 -	1:49.116	+ 4.767	11:38:57.338	6 -	1:44.522	+ 0.173	11:45:58.614
3 -	1:46.173	+ 1.824	11:40:43.511	7 -	1:45.431	+ 1.082	11:47:44.045
4 -	1:46.232	+ 1.883	11:42:29.743	8 -	1:56.205	+ 11.856	11:49:40.250
50	Andrew LEWINGTON		Caterham 7				
1 -	1:51.912	+ 10.693	11:36:47.572	6 -	1:41.745	+ 0.526	11:45:25.001
2 -	1:44.371	+ 3.152	11:38:31.943	7 -	1:41.219		11:47:06.220
3 -	1:47.062	+ 5.843	11:40:19.005	8 -	1:43.316	+ 2.097	11:48:49.536
4 -	1:42.154	+ 0.935	11:42:01.159	9 -	1:41.573	+ 0.354	11:50:31.109
5 -	1:42.097	+ 0.878	11:43:43.256				
53	Robert DRAPER		Caterham 7				
1 -	1:50.917	+ 10.715	11:36:51.816	6 -	1:40.875	+ 0.673	11:45:22.095
2 -	1:42.444	+ 2.242	11:38:34.260	7 -	1:40.888	+ 0.686	11:47:02.983
3 -	1:41.781	+ 1.579	11:40:16.041	8 -	1:40.423	+ 0.221	11:48:43.406
4 -	1:42.802	+ 2.600	11:41:58.843	9 -	1:40.202		11:50:23.608
5 -	1:42.377	+ 2.175	11:43:41.220				
70	David SHAW		Caterham 7				
1 -	1:53.469	+ 13.349	11:37:15.649	5 -	1:40.652	+ 0.532	11:44:10.533
2 -	1:50.612	+ 10.492	11:39:06.261	6 -	1:42.722	+ 2.602	11:45:53.255
3 -	1:42.638	+ 2.518	11:40:48.899	7 -	1:40.120		11:47:33.375
4 -	1:40.982	+ 0.862	11:42:29.881	8 -	1:40.511	+ 0.391	11:49:13.886

Bookatrack.com Caterham Graduate C'ship (Mega Grad Class)

RACE 7 - GRID

ROW 13			1:45.882 27 Neil GILL
ROW 12	1:44.906 43 Mick PALFREY	1:44.349 46 Alwynn MORRIS	
ROW 11		1:42.462 38 Ian BRUNNING	1:42.017 3 George LONGMUIR
ROW 10	1:41.282 14 Tom OVERTON	1:41.219 50 Andrew LEWINGTON	
ROW 9		1:40.915 26 Kim RAYMENT	1:40.795 21 Keith PENNINGTON
ROW 8	1:40.413 12 Trevor CARVEY	1:40.238 42 Tim JUMP	
ROW 7		1:40.202 53 Robert DRAPER	1:40.120 70 David SHAW
ROW 6	1:40.061 9 Nick FROST	1:39.987 29 Will SHARMAN	
ROW 5		1:39.928 17 Paul MANYWEATHERS	1:39.914 45 Myles PACKMAN
ROW 4	1:39.839 11 Adrian RUSSELL	1:39.438 6 Martin AMISON	
ROW 3		1:39.029 13 Stuart SIMPSON	1:39.016 8 James BARLOW
ROW 2	1:38.906 18 Declan DOLAN	1:38.881 4 Andrew SMITH	
ROW 1		1:38.713 2 Andrew ENNIS	1:38.484 1 Jamie ELLWOOD
Pole			
			

Cadwell Park
Circuit Length = 2.1800 miles

Clerk of Course :		Timekeeper :
-------------------	--	--------------

Bookatrack.com Caterham Graduate C'ship (Mega Grad Class)

RACE 7 - CLASSIFICATION

POS	NO	CL	NAME	ENTRY	LAPS	TIME	GAP	DIFF	MPH	BEST	ON
1	1		Jamie ELLWOOD	Caterham 7	13	21:39.374			78.51	1:38.723	9
2	2		Andrew ENNIS	Caterham 7	13	21:40.025	0.651	0.651	78.47	1:38.534	9
3	18		Declan DOLAN	Caterham 7	13	21:41.040	1.666	1.015	78.41	1:38.300	10
4	13		Stuart SIMPSON	Caterham 7	13	21:41.568	2.194	0.528	78.38	1:38.441	9
5	4		Andrew SMITH	Caterham	13	21:44.079	4.705	2.511	78.23	1:38.419	10
6	8		James BARLOW	Caterham 7	13	21:49.563	10.189	5.484	77.90	1:38.797	9
7	6		Martin AMISON	Caterham 7	13	21:49.757	10.383	0.194	77.89	1:38.910	7
8	9		Nick FROST	Caterham 7	13	22:01.597	22.223	11.840	77.19	1:39.846	4
9	17		Paul MANYWEATHERS	Caterham 7	13	22:01.928	22.554	0.331	77.17	1:40.021	8
10	11		Adrian RUSSELL	Caterham 7	13	22:01.978	22.604	0.050	77.17	1:39.789	10
11	45		Myles PACKMAN	Caterham 7	13	22:02.654	23.280	0.676	77.13	1:39.777	10
12	29		Will SHARMAN	Caterham 7	13	22:02.881	23.507	0.227	77.12	1:39.572	8
13	12		Trevor CARVEY	Caterham 7	13	22:03.090	23.716	0.209	77.11	1:39.626	8
14	70		David SHAW	Caterham 7	13	22:03.808	24.434	0.718	77.06	1:39.524	10
15	53		Robert DRAPER	Caterham 7	13	22:04.367	24.993	0.559	77.03	1:39.526	9
16	26		Kim RAYMENT	Caterham 7	13	22:19.667	40.293	15.300	76.15	1:40.870	9
17	21		Keith PENNINGTON	Caterham 7	13	22:20.547	41.173	0.880	76.10	1:41.369	9
18	3		George LONGMUIR	Caterham 7	13	22:20.870	41.496	0.323	76.08	1:41.048	9
19	42		Tim JUMP	Caterham 7	13	22:28.341	48.967	7.471	75.66	1:39.770	9
20	14		Tom OVERTON	Caterham 7	13	22:28.541	49.167	0.200	75.65	1:40.829	10
21	46		Alwynn MORRIS	Caterham 7	13	22:44.931	1:05.557	16.390	74.74	1:42.386	8
22	50		Andrew LEWINGTON	Caterham 7	13	22:45.450	1:06.076	0.519	74.71	1:40.920	13
23	38		Ian BRUNNING	Caterham 7	13	23:01.069	1:21.695	15.619	73.87	1:42.865	12
24	43		Mick PALFREY	Caterham	13	23:02.531	1:23.157	1.462	73.79	1:42.845	13

NOT CLASSIFIED

DNF	27		Neil GILL	Caterham 7	9	16:05.474	4 laps	4 laps	73.15	1:43.677	3
-----	----	--	-----------	------------	---	-----------	--------	--------	-------	----------	---

FASTEST LAP

18			Declan DOLAN	Caterham 7	10	1:38.300			79.83 mph	128.48 kph	
----	--	--	--------------	------------	----	----------	--	--	-----------	------------	--

Weather / Track : Sunny / Dry

These results are provisional until the conclusion of any judicial and technical matters.

Cadwell Park
Circuit Length = 2.1800 miles
Start: 16:50 End: 17:13

Clerk of Course :		Timekeeper :	
-------------------	--	--------------	--

Bookatrack.com Caterham Graduate C'ship (Mega Grad Class)

RACE 7 - LAP CHART

Lap 1			Lap 2			Lap 3			Lap 4			Lap 5		
No	Behind	Laptime	No	Behind	Laptime	No	Behind	Laptime	No	Behind	Laptime	No	Behind	Laptime
2		1:46.208	1		1:40.023	2		1:39.520	1		1:39.141	1		1:39.242
1	0.197	1:46.405	2	0.373	1:40.593	1	0.348	1:40.241	2	0.236	1:39.725	2	0.576	1:39.582
8	0.768	1:46.976	8	0.549	1:40.001	8	0.979	1:40.323	8	1.803	1:40.313	18	1.652	1:38.778
4	1.623	1:47.831	18	0.916	1:39.034	18	1.149	1:40.126	18	2.116	1:40.456	4	2.797	1:39.363
18	2.102	1:48.310	4	1.501	1:40.098	4	1.901	1:40.293	4	2.676	1:40.264	13	3.431	1:39.543
13	2.670	1:48.878	13	2.168	1:39.718	13	2.227	1:39.952	13	3.130	1:40.392	6	4.055	1:39.781
6	3.183	1:49.391	6	2.674	1:39.711	6	2.932	1:40.151	6	3.516	1:40.073	8	4.937	1:42.376
11	4.229	1:50.437	11	5.332	1:41.323	11	6.910	1:41.471	11	8.025	1:40.604	9	9.585	1:40.293
17	4.767	1:50.975	17	5.718	1:41.171	17	7.950	1:42.125	9	8.534	1:39.846	11	10.466	1:41.683
9	4.938	1:51.146	9	6.037	1:41.319	9	8.177	1:42.033	17	9.351	1:40.890	17	10.660	1:40.551
29	5.735	1:51.943	29	6.897	1:41.382	29	8.918	1:41.914	29	10.531	1:41.102	29	11.571	1:40.282
53	6.522	1:52.730	45	7.465	1:40.951	45	9.479	1:41.907	45	11.087	1:41.097	45	12.029	1:40.184
45	6.734	1:52.942	53	8.402	1:42.100	53	10.166	1:41.657	12	11.354	1:40.453	12	12.324	1:40.212
70	7.232	1:53.440	12	8.676	1:41.437	12	10.390	1:41.607	53	12.458	1:41.781	53	14.317	1:41.101
12	7.459	1:53.667	70	9.406	1:42.394	70	11.185	1:41.672	70	12.753	1:41.057	70	15.081	1:41.570
42	8.186	1:54.394	42	9.960	1:41.994	42	11.950	1:41.883	42	14.093	1:41.632	42	15.890	1:41.039
21	8.955	1:55.163	21	10.953	1:42.218	21	12.773	1:41.713	21	15.098	1:41.814	21	17.516	1:41.660
26	9.305	1:55.513	26	11.715	1:42.630	26	13.479	1:41.657	26	15.482	1:41.492	3	18.046	1:41.732
3	9.825	1:56.033	3	12.047	1:42.442	3	13.699	1:41.545	3	15.556	1:41.346	26	18.966	1:42.726
14	10.319	1:56.527	14	12.553	1:42.454	14	14.235	1:41.575	46	25.951	1:45.782	14	30.710	1:43.887
46	11.322	1:57.530	46	15.454	1:44.352	46	19.658	1:44.097	14	26.065	1:51.319	46	32.455	1:45.746
27	11.899	1:58.107	27	16.880	1:45.201	27	20.664	1:43.677	27	26.741	1:45.566	50	32.842	1:45.172
38	12.340	1:58.548	38	17.670	1:45.550	38	22.170	1:44.393	50	26.912	1:43.987	43	35.651	1:45.218
50	12.783	1:58.991	50	17.843	1:45.280	50	22.414	1:44.464	43	29.675	1:45.567	27	40.953	1:53.454
43	13.697	1:59.905	43	18.638	1:45.161	43	23.597	1:44.852	38	39.681	1:57.000	38	46.200	1:45.761

Bookatrack.com Caterham Graduate C'ship (Mega Grad Class)

RACE 7 - LAP CHART

Lap 6			Lap 7			Lap 8			Lap 9			Lap 10		
No	Behind	Laptime	No	Behind	Laptime	No	Behind	Laptime	No	Behind	Laptime	No	Behind	Laptime
1		1:38.901	1		1:39.316	1		1:39.011	1		1:38.723	1		1:38.944
2	0.438	1:38.763	2	0.240	1:39.118	2	0.820	1:39.591	2	0.631	1:38.534	2	0.386	1:38.699
18	1.218	1:38.467	18	0.380	1:38.478	18	0.959	1:39.590	18	1.747	1:39.511	18	1.103	1:38.300
4	2.988	1:39.092	4	3.001	1:39.329	4	2.636	1:38.646	4	2.421	1:38.508	4	1.896	1:38.419
13	3.383	1:38.853	13	3.641	1:39.574	13	3.913	1:39.283	13	3.631	1:38.441	13	3.320	1:38.633
6	4.482	1:39.328	6	4.076	1:38.910	6	4.854	1:39.789	6	5.479	1:39.348	6	6.843	1:40.308
8	5.334	1:39.298	8	5.441	1:39.423	8	5.890	1:39.460	8	5.964	1:38.797	8	7.212	1:40.192
9	10.979	1:40.295	9	12.027	1:40.364	9	13.382	1:40.366	9	14.993	1:40.334	9	16.499	1:40.450
17	12.070	1:40.311	17	12.908	1:40.154	17	13.918	1:40.021	17	15.600	1:40.405	17	17.074	1:40.418
11	12.559	1:40.994	11	14.031	1:40.788	11	15.169	1:40.149	11	16.736	1:40.290	11	17.581	1:39.789
29	13.175	1:40.505	45	14.605	1:40.175	45	15.526	1:39.932	45	17.227	1:40.424	45	18.060	1:39.777
45	13.746	1:40.618	29	15.318	1:41.459	29	15.879	1:39.572	29	17.649	1:40.493	29	18.484	1:39.779
12	14.126	1:40.703	12	15.794	1:40.984	12	16.409	1:39.626	12	17.811	1:40.125	12	18.931	1:40.064
53	16.563	1:41.147	53	17.532	1:40.285	70	19.284	1:40.248	70	20.599	1:40.038	70	21.179	1:39.524
70	17.376	1:41.196	70	18.047	1:39.987	53	20.774	1:42.253	53	21.577	1:39.526	53	22.451	1:39.818
42	18.005	1:41.016	42	18.896	1:40.207	42	21.344	1:41.459	42	22.391	1:39.770	3	33.879	1:41.788
3	21.655	1:42.510	3	24.676	1:42.337	26	28.295	1:42.181	26	30.442	1:40.870	26	34.526	1:43.028
21	21.680	1:43.065	26	25.125	1:42.032	3	28.710	1:43.045	3	31.035	1:41.048	21	35.214	1:42.157
26	22.409	1:42.344	21	25.979	1:43.615	21	29.355	1:42.387	21	32.001	1:41.369	42	44.254	2:00.807
14	34.191	1:42.382	14	36.863	1:41.988	14	39.912	1:42.060	14	42.478	1:41.289	14	44.363	1:40.829
46	36.436	1:42.882	46	39.507	1:42.387	46	42.882	1:42.386	46	46.710	1:42.551	46	51.396	1:43.630
50	36.627	1:42.686	50	39.784	1:42.473	50	43.186	1:42.413	50	57.880	1:53.417	50	1:01.405	1:42.469
43	41.070	1:44.320	43	45.955	1:44.201	43	50.929	1:43.985	27	1:04.471	1:45.388	38	1:11.959	1:44.478
27	45.744	1:43.692	27	51.853	1:45.425	27	57.806	1:44.964	43	1:06.116	1:53.910	43	1:13.341	1:46.169
38	51.886	1:44.587	38	57.000	1:44.430	38	1:01.704	1:43.715	38	1:06.425	1:43.444			

Bookatrack.com Caterham Graduate C'ship (Mega Grad Class)

RACE 7 - LAP CHART

Lap 11			Lap 12			Lap 13		
No	Behind	Laptime	No	Behind	Laptime	No	Behind	Laptime
2		1:39.572	1		1:39.420	1		1:39.778
1	0.271	1:40.229	2	0.393	1:40.084	2	0.651	1:40.036
18	0.841	1:39.696	18	1.175	1:40.025	18	1.666	1:40.269
4	1.411	1:39.473	4	1.721	1:40.001	13	2.194	1:39.671
13	2.098	1:38.736	13	2.301	1:39.894	4	4.705	1:42.762
6	8.158	1:41.273	8	9.028	1:40.185	8	10.189	1:40.939
8	8.534	1:41.280	6	9.938	1:41.471	6	10.383	1:40.223
17	18.746	1:41.630	9	20.212	1:40.608	9	22.223	1:41.789
11	19.193	1:41.570	17	20.609	1:41.554	17	22.554	1:41.723
9	19.295	1:42.754	11	20.984	1:41.482	11	22.604	1:41.398
45	19.837	1:41.735	45	21.672	1:41.526	45	23.280	1:41.386
29	20.107	1:41.581	29	21.940	1:41.524	29	23.507	1:41.345
70	21.285	1:40.064	70	22.404	1:40.810	12	23.716	1:40.566
12	21.766	1:42.793	12	22.928	1:40.853	70	24.434	1:41.808
53	22.736	1:40.243	53	24.133	1:41.088	53	24.993	1:40.638
3	35.899	1:41.978	26	37.985	1:41.313	26	40.293	1:42.086
26	36.363	1:41.795	3	38.333	1:42.125	21	41.173	1:41.478
21	37.020	1:41.764	21	39.473	1:42.144	3	41.496	1:42.941
42	45.852	1:41.556	42	47.357	1:41.196	42	48.967	1:41.388
14	46.077	1:41.672	14	47.836	1:41.450	14	49.167	1:41.109
46	55.384	1:43.946	46	1:00.168	1:44.475	46	1:05.557	1:45.167
50	1:02.866	1:41.419	50	1:04.934	1:41.759	50	1:06.076	1:40.920
38	1:15.147	1:43.146	38	1:18.321	1:42.865	38	1:21.695	1:43.152
43	1:16.408	1:43.025	43	1:20.090	1:43.373	43	1:23.157	1:42.845

BARC Classic Clubmans Championship

QUALIFYING - RACE 4 - CLASSIFICATION

POS	NO	CL	NAME	ENTRY	TIME	ON	LAPS	GAP	DIFF	MPH
1	1	A	Mark CHARTERIS	Mallock MK 20B	1:28.234	8	10			88.94
2	16	A	Mike EVANS	Mallock Mk20	1:29.197	9	10	0.963	0.963	87.98
3	17	A	Peter HARPER	Mallock MK18	1:29.469	10	10	1.235	0.272	87.71
4	38	A	Robert CROZIER	Mallock MK11	1:31.445	8	10	3.211	1.976	85.82
5	18	A	Steven CHAPLIN	Phantom P79	1:31.773	8	8	3.539	0.328	85.51
6	50	B	Clive WOOD	Mallock MK20	1:34.744	10	10	6.510	2.971	82.83
7	60	B	John DEANE-BOWERS	Mallock MK16	1:37.583	9	10	9.349	2.839	80.42
8	67	A	Paul MARSHALL	Mallock 18B	1:38.502	9	10	10.268	0.919	79.67
9	49	B	Jeremy BANKS	Mallock Mark 20	1:39.042	8	10	10.808	0.540	79.23
10	20	A	Phillip BISGROVE	Diamond R6	1:40.061	7	9	11.827	1.019	78.43
11	42	B	Morris HART	Mallock Mk 20	1:43.934	7	9	15.700	3.873	75.51
12	44	B	Ian MITCHELL	IM MK1	1:44.363	3	3	16.129	0.429	75.19
13	77	C	Robert YARWOOD	Mallock MK 8	1:45.341	6	6	17.107	0.978	74.50
14	75	A	Richard FRY	Mallock Mk.8B	1:45.792	7	9	17.558	0.451	74.18
15	10	A	Michael NORTHEN	Napier Phantom P75	1:46.513	9	9	18.279	0.721	73.68

Weather / Track : Sunny / Dry

These results are provisional until the conclusion of any judicial and technical matters.

Cadwell Park
 Circuit Length = 2.1800 miles
 Start: 11:55 End: 12:27

Clerk of Course :	Timekeeper :
-------------------	--------------

BARC Classic Clubmans Championship

QUALIFYING - RACE 4 - LAP ANALYSIS

1	Mark CHARTERIS		A Mallock MK 20B				
1 -	1:48.757	+ 20.523	11:58:22.904	6 -	1:29.338	+ 1.104	12:19:12.765
2 -	1:34.382	+ 6.148	11:59:57.286	7 -	1:28.675	+ 0.441	12:20:41.440
3 -	1:30.263	+ 2.029	12:01:27.549	8 -	1:28.234		12:22:09.674
4 -	14:36.605	+ 13:08.371	12:16:04.154	9 -	1:30.267	+ 2.033	12:23:39.941
5 -	1:39.273	+ 11.039	12:17:43.427	10 -	1:32.475	+ 4.241	12:25:12.416
10	Michael NORTHEN		A Napier Phantom P75				
1 -	2:11.058	+ 24.545	11:58:56.989	6 -	1:46.968	+ 0.455	12:19:59.951
2 -	1:52.754	+ 6.241	12:00:49.743	7 -	1:46.745	+ 0.232	12:21:46.696
3 -	1:48.922	+ 2.409	12:02:38.665	8 -	1:47.412	+ 0.899	12:23:34.108
4 -	14:16.044	+ 12:29.531	12:16:54.709	9 -	1:46.513		12:25:20.621
5 -	1:18.274 D	+ -28.239	12:18:12.983				
16	Mike EVANS		A Mallock Mk20				
1 -	1:47.697	+ 18.500	11:58:23.484	6 -	1:32.498	+ 3.301	12:19:20.987
2 -	1:37.797	+ 8.600	12:00:01.281	7 -	1:30.742	+ 1.545	12:20:51.729
3 -	1:32.663	+ 3.466	12:01:33.944	8 -	1:30.378	+ 1.181	12:22:22.107
4 -	14:34.215	+ 13:05.018	12:16:08.159	9 -	1:29.197		12:23:51.304
5 -	1:40.330	+ 11.133	12:17:48.489	10 -	1:52.752	+ 23.555	12:25:44.056
17	Peter HARPER		A Mallock MK18				
1 -	1:46.355	+ 16.886	11:58:04.925	6 -	1:39.831	+ 10.362	12:17:54.888
2 -	1:34.269	+ 4.800	11:59:39.194	7 -	1:31.666	+ 2.197	12:19:26.554
3 -	1:31.330	+ 1.861	12:01:10.524	8 -	1:30.619	+ 1.150	12:20:57.173
4 -	1:29.495	+ 0.026	12:02:40.019	9 -	1:29.823	+ 0.354	12:22:26.996
5 -	13:35.038	+ 12:05.569	12:16:15.057	10 -	1:29.469		12:23:56.465
18	Steven CHAPLIN		A Phantom P79				
1 -	1:49.077	+ 17.304	11:58:26.423	5 -	1:55.264	+ 23.491	12:20:21.697
2 -	1:44.142	+ 12.369	12:00:10.565	6 -	1:31.947	+ 0.174	12:21:53.644
3 -	1:42.501	+ 10.728	12:01:53.066	7 -	1:37.855	+ 6.082	12:23:31.499
4 -	16:33.367	+ 15:01.594	12:18:26.433	8 -	1:31.773		12:25:03.272
20	Phillip BISGROVE		A Diamond R6				
1 -	2:00.863	+ 20.802	11:58:23.414	6 -	1:43.214	+ 3.153	12:20:08.096
2 -	1:46.655	+ 6.594	12:00:10.069	7 -	1:40.061		12:21:48.157
3 -	1:42.663	+ 2.602	12:01:52.732	8 -	1:43.198	+ 3.137	12:23:31.355
4 -	14:34.204	+ 12:54.143	12:16:26.936	9 -	1:41.780	+ 1.719	12:25:13.135
5 -	1:57.946	+ 17.885	12:18:24.882				
38	Robert CROZIER		A Mallock MK11				
1 -	1:53.484	+ 22.039	11:58:33.029	6 -	1:32.894	+ 1.449	12:19:29.161
2 -	1:43.611	+ 12.166	12:00:16.640	7 -	1:33.593	+ 2.148	12:21:02.754
3 -	1:37.186	+ 5.741	12:01:53.826	8 -	1:31.445		12:22:34.199
4 -	14:16.215	+ 12:44.770	12:16:10.041	9 -	1:32.028	+ 0.583	12:24:06.227
5 -	1:46.226	+ 14.781	12:17:56.267	10 -	1:33.113	+ 1.668	12:25:39.340
42	Morris HART		B Mallock Mk 20				
1 -	2:04.158	+ 20.224	11:58:51.115	6 -	1:49.284	+ 5.350	12:20:13.007
2 -	1:49.175	+ 5.241	12:00:40.290	7 -	1:43.934		12:21:56.941
3 -	1:48.073	+ 4.139	12:02:28.363	8 -	1:44.781	+ 0.847	12:23:41.722
4 -	13:46.151	+ 12:02.217	12:16:14.514	9 -	1:45.763	+ 1.829	12:25:27.485
5 -	2:09.209	+ 25.275	12:18:23.723				
44	Ian MITCHELL		B IM MK1				
1 -	1:58.168	+ 13.805	11:58:22.854	3 -	1:44.363		12:01:59.205
2 -	1:51.988	+ 7.625	12:00:14.842				
49	Jeremy BANKS		B Mallock Mark 20				
1 -	2:00.459	+ 21.417	11:58:22.035	6 -	1:41.740	+ 2.698	12:19:47.042
2 -	1:46.449	+ 7.407	12:00:08.484	7 -	1:40.381	+ 1.339	12:21:27.423
3 -	1:44.280	+ 5.238	12:01:52.764	8 -	1:39.042		12:23:06.465

Cadwell Park
Circuit Length = 2.1800 miles
Start: 11:55 End: 12:27

Weather / Track : Sunny / Dry


BARC Classic Clubmans Championship

QUALIFYING - RACE 4 - LAP ANALYSIS

4 -	14:17.984	+ 12:38.942	12:16:10.748	9 -	1:39.183	+ 0.141	12:24:45.648
5 -	1:54.554	+ 15.512	12:18:05.302	10 -	1:39.188	+ 0.146	12:26:24.836
50	Clive WOOD		B Mallock MK20				
1 -	1:45.365	+ 10.621	11:58:07.302	6 -	1:37.116	+ 2.372	12:19:28.101
2 -	1:38.825	+ 4.081	11:59:46.127	7 -	1:37.427	+ 2.683	12:21:05.528
3 -	1:41.994	+ 7.250	12:01:28.121	8 -	1:35.708	+ 0.964	12:22:41.236
4 -	14:36.859	+ 13:02.115	12:16:04.980	9 -	1:35.150	+ 0.406	12:24:16.386
5 -	1:46.005	+ 11.261	12:17:50.985	10 -	1:34.744		12:25:51.130
60	John DEANE-BOWERS		B Mallock MK16				
1 -	1:56.813	+ 19.230	11:58:22.357	6 -	1:40.513	+ 2.930	12:20:04.681
2 -	1:46.427	+ 8.844	12:00:08.784	7 -	1:39.302	+ 1.719	12:21:43.983
3 -	1:47.666	+ 10.083	12:01:56.450	8 -	1:37.779	+ 0.196	12:23:21.762
4 -	14:28.771	+ 12:51.188	12:16:25.221	9 -	1:37.583		12:24:59.345
5 -	1:58.947	+ 21.364	12:18:24.168	10 -	1:38.239	+ 0.656	12:26:37.584
67	Paul MARSHALL		A Mallock 18B				
1 -	2:01.045	+ 22.543	11:58:30.879	6 -	1:43.544	+ 5.042	12:19:58.118
2 -	1:45.847	+ 7.345	12:00:16.726	7 -	1:43.034	+ 4.532	12:21:41.152
3 -	1:44.724	+ 6.222	12:02:01.450	8 -	1:38.889	+ 0.387	12:23:20.041
4 -	14:15.855	+ 12:37.353	12:16:17.305	9 -	1:38.502		12:24:58.543
5 -	1:57.269	+ 18.767	12:18:14.574	10 -	1:38.633	+ 0.131	12:26:37.176
75	Richard FRY		A Mallock Mk.8B				
1 -	2:06.169	+ 20.377	11:58:40.836	6 -	1:47.041	+ 1.249	12:20:02.048
2 -	1:48.666	+ 2.874	12:00:29.502	7 -	1:45.792		12:21:47.840
3 -	1:46.644	+ 0.852	12:02:16.146	8 -	1:47.143	+ 1.351	12:23:34.983
4 -	14:01.841	+ 12:16.049	12:16:17.987	9 -	1:52.783	+ 6.991	12:25:27.766
5 -	1:57.020	+ 11.228	12:18:15.007				
77	Robert YARWOOD		C Mallock MK 8				
1 -	2:05.862	+ 20.521	11:58:40.002	4 -	13:57.401	+ 12:12.060	12:16:11.598
2 -	1:47.977	+ 2.636	12:00:27.979	5 -	2:00.249	+ 14.908	12:18:11.847
3 -	1:46.218	+ 0.877	12:02:14.197	6 -	1:45.341		12:19:57.188

BARC Classic Clubmans Championship

RACE 4 - GRID

ROW 8		1:46.513 10 Michael NORTHEN	
ROW 7	1:45.792 75 Richard FRY		1:45.341 77 Robert YARWOOD
ROW 6	1:44.363 44 Ian MITCHELL	1:43.934 42 Morris HART	
ROW 5	1:40.061 20 Phillip BISGROVE		1:39.042 49 Jeremy BANKS
ROW 4	1:38.502 67 Paul MARSHALL	1:37.583 60 John DEANE-BOWERS	
ROW 3	1:34.744 50 Clive WOOD		1:31.773 18 Steven CHAPLIN
ROW 2	1:31.445 38 Robert CROZIER	1:29.469 17 Peter HARPER	
ROW 1	1:29.197 16 Mike EVANS		1:28.234 1 Mark CHARTERIS
Pole			
			

Cadwell Park
Circuit Length = 2.1800 miles

Clerk of Course :

Timekeeper :

BARC Classic Clubmans Championship

RACE 4 - CLASSIFICATION

POS	NO	CL	NAME	ENTRY	LAPS	TIME	GAP	DIFF	MPH	BEST	ON
1	1	A	Mark CHARTERIS	Mallock MK 20B	12	18:17.110			85.84	1:29.544	2
2	16	A	Mike EVANS	Mallock Mk20	12	18:27.286	10.176	10.176	85.05	1:29.046	10
3	18	A	Steven CHAPLIN	Phantom P79	12	18:27.457	10.347	0.171	85.03	1:29.770	12
4	38	A	Robert CROZIER	Mallock MK11	12	18:50.303	33.193	22.846	83.31	1:31.402	3
5	50	B	Clive WOOD	Mallock MK20	12	19:34.509	1:17.399	44.206	80.18	1:35.860	6
6	60	B	John DEANE-BOWERS	Mallock MK16	12	19:49.172	1:32.062	14.663	79.19	1:36.834	8
7	67	A	Paul MARSHALL	Mallock 18B	11	18:43.040	1 lap	1 lap	76.87	1:39.655	7
8	49	B	Jeremy BANKS	Mallock Mark 20	11	19:25.105	1 lap	42.065	74.09	1:40.742	9
9	77	C	Robert YARWOOD	Mallock MK 8	11	19:30.378	1 lap	5.273	73.76	1:44.659	6
10	75	A	Richard FRY	Mallock Mk.8B	11	20:07.767	1 lap	37.389	71.47	1:44.757	3
11	10	A	Michael NORTHEN	Napier Phantom P75	10	18:51.390	2 laps	1 lap	69.36	1:49.459	8
NOT CLASSIFIED											
DNF	20	A	Phillip BISGROVE	Diamond R6	9	15:15.535	3 laps	1 lap	77.14	1:38.790	8
DNF	42	B	Morris HART	Mallock Mk 20	9	15:59.402	3 laps	43.867	73.62	1:44.227	8
DNF	17	A	Peter HARPER	Mallock MK18	0						
FASTEST LAP											
16	A	Mike EVANS	Mallock Mk20	10	1:29.046			88.13 mph		141.83 kph	
50	B	Clive WOOD	Mallock MK20	6	1:35.860			81.87 mph		131.75 kph	
77	C	Robert YARWOOD	Mallock MK 8	6	1:44.659			74.98 mph		120.67 kph	

Weather / Track : Sunny / Dry

These results are provisional until the conclusion of any judicial and technical matters.

Cadwell Park
Circuit Length = 2.1800 miles
Start: 15:16 End: 15:36

Clerk of Course :

Timekeeper :

BARC Classic Clubmans Championship

RACE 4 - LAP CHART

Lap 1			Lap 2			Lap 3			Lap 4			Lap 5		
No	Behind	Laptime	No	Behind	Laptime	No	Behind	Laptime	No	Behind	Laptime	No	Behind	Laptime
1		1:35.512	1		1:29.544	1		1:30.206	1		1:30.560	1		1:31.588
16	2.644	1:38.156	16	5.339	1:32.239	16	6.072	1:30.939	16	6.226	1:30.714	10	1 LAP	1:58.854
18	6.189	1:41.701	18	10.114	1:33.469	18	11.284	1:31.376	18	11.922	1:31.198	16	6.114	1:31.476
38	7.048	1:42.560	38	11.331	1:33.827	38	12.527	1:31.402	38	14.060	1:32.093	18	11.810	1:31.476
50	10.513	1:46.025	50	18.573	1:37.604	50	25.204	1:36.837	50	31.568	1:36.924	38	14.471	1:31.999
60	13.871	1:49.383	60	23.045	1:38.718	60	31.696	1:38.857	60	40.426	1:39.290	50	36.978	1:36.998
20	15.327	1:50.839	20	28.359	1:42.576	20	41.182	1:43.029	20	50.552	1:39.930	60	47.293	1:38.455
67	16.072	1:51.584	67	29.616	1:43.088	67	41.946	1:42.536	67	52.627	1:41.241	20	59.168	1:40.204
49	16.567	1:52.079	49	30.284	1:43.261	49	42.278	1:42.200	77	1:04.191	1:45.434	67	1:02.220	1:41.181
75	18.633	1:54.145	77	34.527	1:44.723	77	49.317	1:44.996	42	1:05.133	1:44.715	77	1:17.611	1:45.008
77	19.348	1:54.860	75	35.439	1:46.350	75	49.990	1:44.757	75	1:06.585	1:47.155	42	1:18.327	1:44.782
42	20.243	1:55.755	42	36.544	1:45.845	42	50.978	1:44.640	49	1:18.093	2:06.375	75	1:20.880	1:45.883
10	25.230	2:00.742	10	45.673	1:49.987	10	1:05.510	1:50.043				49	1:29.570	1:43.065

BARC Classic Clubmans Championship

RACE 4 - LAP CHART

Lap 6			Lap 7			Lap 8			Lap 9			Lap 10		
No	Behind	Laptime	No	Behind	Laptime	No	Behind	Laptime	No	Behind	Laptime	No	Behind	Laptime
1		1:30.785	1		1:32.776	1		1:31.104	1		1:31.133	1		1:31.055
16	7.888	1:32.559	75	1 LAP	1:48.639	16	12.900	1:36.966	16	11.934	1:30.167	20	1 LAP	1:41.072
18	12.235	1:31.210	16	7.038	1:31.926	18	14.307	1:32.793	18	13.542	1:30.368	67	1 LAP	1:40.800
38	18.708	1:35.022	18	12.618	1:33.159	77	1 LAP	1:46.906	38	28.088	1:35.631	16	9.925	1:29.046
10	1 LAP	1:49.556	49	1 LAP	1:48.305	42	1 LAP	1:48.476	77	1 LAP	1:45.756	18	12.588	1:30.101
50	42.053	1:35.860	38	18.777	1:32.845	38	23.590	1:35.917	42	1 LAP	1:44.227	38	30.260	1:33.227
60	54.724	1:38.216	10	1 LAP	1:51.885	49	1 LAP	1:42.673	49	1 LAP	1:40.891	77	1 LAP	1:45.147
20	1:07.805	1:39.422	50	45.641	1:36.364	75	1 LAP	1:54.149	75	1 LAP	1:48.416	42	1 LAP	1:46.385
67	1:11.928	1:40.493	60	59.639	1:37.691	50	52.363	1:37.826	50	57.101	1:35.871	49	1 LAP	1:40.742
77	1:31.485	1:44.659	20	1:14.702	1:39.673	10	1 LAP	1:52.625	60	1:11.095	1:36.859	75	1 LAP	1:46.485
42	1:32.119	1:44.577	67	1:18.807	1:39.655	60	1:05.369	1:36.834	10	1 LAP	1:49.459	50	1:02.042	1:35.996
						20	1:22.388	1:38.790				60	1:17.209	1:37.169
						67	1:28.316	1:40.613						

BARC Classic Clubmans Championship
RACE 4 - LAP CHART

Lap 11			Lap 12		
No	Behind	Laptime	No	Behind	Laptime
1		1:31.798	1		1:31.049
16	9.070	1:30.943	16	10.176	1:32.155
10	2 LAPS	1:54.382	18	10.347	1:29.770
18	11.626	1:30.836	67	1 LAP	1:41.268
67	1 LAP	1:40.581	38	33.193	1:32.853
38	31.389	1:32.927	10	2 LAPS	1:53.857
49	1 LAP	1:43.576	49	1 LAP	1:41.938
77	1 LAP	1:46.997	77	1 LAP	1:45.892
50	1:09.932	1:39.688	50	1:17.399	1:38.516
60	1:25.871	1:40.460	60	1:32.062	1:37.240
75	1 LAP	1:56.084	75	1 LAP	1:55.704